

Cooling Capacity:
23,000 - 56,000 BTU/h

PACKAGED AIR CONDITIONER
2 TO 5 TONS / 14 SEER



■ Contents

Nomenclature.....	2
Product Specifications.....	3
Expanded Cooling Data	4
Airflow Data.....	16
Heat Kit Electrical Data.....	17
Dimensions	18
Wiring Diagram	19
Accessories	20



■ Standard Features

- Energy-efficient compressor with internal relief valve
- Multi-Speed ECM blower motor
- Convertible airflow: horizontal or downflow
- All-Aluminum evaporator coil
- Copper tube / aluminum fin condenser coil
- Totally enclosed, permanently lubricated condenser fan motor
- Fully charged R-410A system
- Electric heat kit available as a field-installed accessory
- AHRI Certified; ETL Listed

■ Cabinet Features

- Heavy-gauge galvanized-steel cabinet with attractive Nickel Gray powder-paint finish
- Compressor sound blanket
- Fully insulated blower compartment with convenient access panels
- Louvered condenser coil protection
- One footprint; two heights



* Complete warranty details available from your local dealer or at www.daikincomfort.com. To receive the 12-Year Parts Limited Warranty, online registration must be completed within 60 days of installation. Online registration is not required in California or Quebec.

	D	P	14	C	M	36	4	1	*	*	
	1	2		5	6	7,8	9	10	11	12	
Brand D - Daikin											Engineering Minor revision
Product Type P - Packaged											Engineering Major revision
SEER 14 - Up to 14 SEER 15 - Up to 15 SEER 16 - Up to 16 SEER											Voltage 1 - 208/230V single-phase, 60 Hz 3 - 208/230V, 3-phase, 60 Hz
Unit Type H Heat Pump C Air Conditioner											Refrigerant 4 - R-410A
Configuration M Multi-position H Horizontal											Tonnage Nominal 24 - 2 tons 42 - 3½ tons 30 - 2½ tons 48 - 4 tons 36 - 3 tons 60 - 5 tons

	DP14CM 2441A*	DP14CM 3041A*	DP14CM 3641A*	DP14CM 4241A*	DP14CM 4841A*	DP14CM 6041A*
COOLING CAPACITY						
Total BTU/h	23,000	28,500	35,000	40,000	46,500	56,000
Sensible BTU/h	17,500	21,500	27,600	29,500	36,200	40,700
SEER / EER	14 / 11.0	14 / 11.0	14 / 11.0	14 / 11.0	14 / 11.0	14 / 11.0
Decibels	78.0	78.0	80.1	78.0	81.7	80.2
AHRI Numbers	7513350	7513351	7513352	7513353	7513354	7513355
EVAPORATOR MOTOR						
Type	EEM	EEM	EEM	EEM	EEM	EEM
Nominal Cooling CFM	800	1,000	1,200	1,325	1,600	1,700
Wheel (DxW)	10 x 9	10 x 9	10 x 9	10 x 9	10 x 9	10 x 9
No. of Speeds	5	5	5	5	5	5
Horsepower - RPM	½	½	½	½	¾	1.0
EVAPORATOR COIL						
Face Area (ft ²)	4.50	4.50	4.50	4.50	6.17	6.17
Rows Deep/ Fin per Inch	4/ 14	4/ 14	4/ 14	4/ 14	4/ 14	4/ 14
Drain Size (NPT)	¾"	¾"	¾"	¾"	¾"	¾"
Refrigerant Charge (oz.)	86	80	77	95	108	177
CONDENSER FAN / COIL						
Horsepower - RPM	¼ - 815	¼ - 830	¼ - 1,075	¼ - 1,075	¼ - 1,075	¼ - 1120
Fan Diameter / # Fan Blades	22 / 3	22 / 3	22 / 3	22 / 3	22 / 3	22 / 3
Face Area (ft ²)	12.29	12.29	8.77	11.13	15.36	20.67
Rows Deep/ Fins per Inch	1 / 24	1 / 24	2 / 27	2 / 27	1 / 24	2 / 16
COMPRESSOR						
Quantity	1	1	1	1	1	1
Type	Scroll	Scroll	Scroll	Scroll	Scroll	Scroll
Stage	Single	Single	Single	Single	Single	Single
ELECTRICAL DATA						
Voltage-Phase	208/230-1	208/230-1	208/230-1	208/230-1	208/230-1	208/230-1
Compressor RLA/LRA	13.4 / 58	14.1 / 73	16.7 / 79	17.9 / 112	19.9 / 109	25.0 / 134
Indoor Blower FLA / LRA	3.9 / -	3.9 / -	3.9 / -	3.9 / -	5.7 / -	7.0 / -
Outdoor Fan FLA / LRA	1.1 / 1.7	1.5 / 3.0	1.4 / 2.9	1.4 / 2.9	1.4 / 2.9	2.0 / 4.4
Total Unit Amps	18.4	19.5	22.0	23.2	27.0	34.0
Min. Circuit Ampacity ¹	21.8	23.0	26.2	27.7	32.0	40.3
Max. Overcurrent Protection ²	35 amps	35 amps	40 amps	45 amps	50 amps	60 amps
SHIP WEIGHT (LBS)	319	342	365	388	435	458

¹ Wire size should be determined in accordance with National Electrical Codes. Extensive wire runs will require larger wire sizes.

² May use fuses or HACR-type circuit breakers of the same size as noted.

Note: Always check the S&R plate for electrical data on the unit being installed.

IDB	AIRFLOW	OUTDOOR AMBIENT TEMPERATURE												ENTERING INDOOR WET BULB TEMPERATURE											
		65°F				75°F				85°F				95°F				105°F				115°F			
		59	63	67	71	59	63	67	71	59	63	67	71	59	63	67	71	59	63	67	71	59	63	67	71
70	MBh	23.1	23.9	26.2	-	22.5	23.4	25.6	-	22.0	22.8	25.0	-	21.5	22.3	24.4	-	20.4	21.1	23.2	-	18.9	19.6	21.5	-
	S/T	0.77	0.64	0.45	-	0.80	0.67	0.46	-	0.82	0.68	0.47	-	0.84	0.71	0.49	-	0.88	0.73	0.51	-	0.88	0.74	0.51	-
	ΔT	18	16	12	-	18	16	12	-	18	16	12	-	18	16	12	-	18	16	12	-	17	15	11	-
	kW	1.42	1.45	1.50	-	1.53	1.57	1.62	-	1.63	1.67	1.72	-	1.72	1.75	1.81	-	1.79	1.83	1.89	-	1.85	1.89	1.96	-
	Amps	6.5	6.6	6.8	-	6.9	7.0	7.2	-	7.4	7.6	7.8	-	7.8	8.0	8.2	-	8.3	8.4	8.7	-	8.7	8.9	9.1	-
	Hi PR	231	249	263	-	260	279	295	-	295	318	336	-	336	362	382	-	378	407	430	-	418	450	475	-
Lo PR	114	121	132	-	120	128	139	-	125	133	145	-	131	139	152	-	137	146	159	-	142	151	165	-	
70	MBh	22.4	23.2	25.4	-	21.9	22.7	24.9	-	21.4	22.1	24.3	-	20.8	21.6	23.7	-	19.8	20.5	22.5	-	18.3	19.0	20.8	-
	S/T	0.73	0.61	0.42	-	0.76	0.64	0.44	-	0.78	0.65	0.45	-	0.81	0.67	0.47	-	0.84	0.70	0.48	-	0.84	0.70	0.49	-
	ΔT	19	16	12	-	19	16	12	-	19	16	12	-	19	17	13	-	19	16	12	-	18	15	12	-
	kW	1.41	1.44	1.49	-	1.52	1.55	1.60	-	1.62	1.65	1.71	-	1.70	1.74	1.80	-	1.77	1.81	1.87	-	1.84	1.88	1.94	-
	Amps	6.4	6.6	6.7	-	6.9	7.0	7.2	-	7.4	7.5	7.7	-	7.8	7.9	8.2	-	8.2	8.4	8.6	-	8.6	8.8	9.1	-
	Hi PR	229	247	260	-	257	277	292	-	292	315	332	-	333	358	378	-	375	403	426	-	414	445	470	-
Lo PR	112	120	131	-	119	126	138	-	124	131	143	-	130	138	151	-	136	145	158	-	141	150	163	-	
707	MBh	20.7	21.4	23.5	-	20.2	20.9	22.9	-	19.7	20.4	22.4	-	19.2	19.9	21.9	-	18.3	18.9	20.8	-	16.9	17.6	19.2	-
	S/T	0.71	0.59	0.41	-	0.73	0.61	0.42	-	0.75	0.63	0.44	-	0.78	0.65	0.45	-	0.81	0.67	0.47	-	0.81	0.68	0.47	-
	ΔT	19	16	13	-	19	17	13	-	19	17	13	-	19	17	13	-	19	17	13	-	18	15	12	-
	kW	1.38	1.41	1.45	-	1.48	1.51	1.56	-	1.58	1.61	1.66	-	1.66	1.70	1.75	-	1.73	1.77	1.83	-	1.79	1.83	1.89	-
	Amps	6.3	6.4	6.6	-	6.7	6.8	7.0	-	7.2	7.3	7.5	-	7.6	7.7	8.0	-	8.0	8.2	8.4	-	8.4	8.6	8.8	-
	Hi PR	222	239	253	-	249	268	283	-	284	305	322	-	323	348	367	-	363	391	413	-	402	432	456	-
Lo PR	109	116	127	-	115	123	134	-	120	127	139	-	126	134	146	-	132	140	153	-	136	145	158	-	
75	MBh	23.5	24.2	26.2	28.1	22.9	23.6	25.6	27.4	22.4	23.0	24.9	26.8	21.8	22.5	24.3	26.1	20.7	21.4	23.1	24.8	19.2	19.8	21.4	23.0
	S/T	0.87	0.78	0.59	0.38	0.91	0.81	0.61	0.39	0.93	0.83	0.63	0.40	0.96	0.86	0.65	0.42	1.00	0.89	0.67	0.43	1.00	0.90	0.68	0.44
	ΔT	21	19	16	11	21	19	16	11	21	19	16	11	21	20	17	12	21	19	16	11	20	18	15	10
	kW	1.43	1.46	1.51	1.56	1.54	1.58	1.63	1.68	1.64	1.68	1.73	1.79	1.73	1.77	1.83	1.89	1.80	1.84	1.91	1.97	1.87	1.91	1.97	2.04
	Amps	6.5	6.7	6.8	7.0	7.0	7.1	7.3	7.5	7.5	7.6	7.8	8.1	7.9	8.1	8.3	8.6	8.3	8.5	8.7	9.0	8.8	8.9	9.2	9.5
	Hi PR	234	252	266	277	262	282	298	311	298	321	339	354	340	366	386	403	382	411	434	453	422	454	480	501
Lo PR	115	122	133	142	121	129	141	150	126	134	146	156	132	141	154	164	139	148	161	172	143	153	167	177	
75	MBh	22.8	23.5	25.4	27.3	22.3	22.9	24.8	26.6	21.7	22.4	24.2	26.0	21.2	21.8	23.6	25.4	20.1	20.7	22.4	24.1	18.7	19.2	20.8	22.3
	S/T	0.83	0.75	0.56	0.36	0.86	0.77	0.59	0.38	0.89	0.79	0.60	0.39	0.92	0.82	0.62	0.40	0.95	0.85	0.64	0.41	0.96	0.86	0.65	0.42
	ΔT	22	20	16	11	22	20	17	11	22	20	17	11	22	20	17	12	22	20	16	11	20	19	15	11
	kW	1.42	1.45	1.50	1.55	1.53	1.57	1.62	1.67	1.63	1.67	1.72	1.78	1.72	1.75	1.81	1.87	1.79	1.83	1.89	1.95	1.85	1.89	1.96	2.02
	Amps	6.5	6.6	6.8	7.0	6.9	7.1	7.2	7.5	7.4	7.6	7.8	8.0	7.8	8.0	8.2	8.5	8.3	8.4	8.7	9.0	8.7	8.9	9.1	9.4
	Hi PR	231	249	263	274	260	279	295	308	295	318	336	350	336	362	382	399	378	407	430	449	418	450	475	496
Lo PR	114	121	132	141	120	128	139	148	125	133	145	154	131	139	152	162	137	146	160	170	142	151	165	176	
707	MBh	21.0	21.7	23.4	25.2	20.5	21.2	22.9	24.6	20.1	20.7	22.4	24.0	19.6	20.1	21.8	23.4	18.6	19.1	20.7	22.2	17.2	17.7	19.2	20.6
	S/T	0.80	0.72	0.54	0.35	0.83	0.75	0.56	0.36	0.85	0.76	0.58	0.37	0.88	0.79	0.60	0.38	0.92	0.82	0.62	0.40	0.92	0.83	0.63	0.40
	ΔT	22	20	17	11	22	21	17	12	22	21	17	12	22	21	17	12	22	20	17	12	21	19	16	11
	kW	1.39	1.42	1.46	1.51	1.49	1.53	1.58	1.63	1.59	1.62	1.68	1.73	1.67	1.71	1.77	1.83	1.74	1.78	1.84	1.90	1.80	1.85	1.91	1.97
	Amps	6.3	6.5	6.6	6.8	6.8	6.9	7.1	7.3	7.2	7.4	7.6	7.8	7.7	7.8	8.0	8.3	8.1	8.2	8.5	8.7	8.5	8.7	8.9	9.2
	Hi PR	225	242	255	266	252	271	286	299	287	308	326	340	326	351	371	387	367	395	417	435	406	436	461	481
Lo PR	110	117	128	136	116	124	135	144	121	129	141	150	127	135	148	157	133	142	155	165	138	147	160	170	

IDB: Entering Indoor Dry Bulb Temperature
 High and low pressures are measured at the liquid and suction access fittings.
 Shaded area reflects ACCA (TVA) conditions
 kW = Total system power
 Amps = outdoor unit amps (comp.+fan)

IDB	AIRFLOW	OUTDOOR AMBIENT TEMPERATURE												ENTERING INDOOR WET BULB TEMPERATURE											
		65°F				75°F				85°F				95°F				105°F				115°F			
		59	63	67	71	59	63	67	71	59	63	67	71	59	63	67	71	59	63	67	71	59	63	67	71
70	MBh	28.5	29.6	32.4	-	27.9	28.9	31.6	-	27.2	28.2	30.9	-	26.5	27.5	30.1	-	25.2	26.1	28.6	-	23.3	24.2	26.5	-
	S/T	0.77	0.64	0.44	-	0.80	0.66	0.46	-	0.82	0.68	0.47	-	0.84	0.70	0.49	-	0.87	0.73	0.51	-	0.88	0.74	0.51	-
	ΔT	18	16	12	-	18	16	12	-	18	16	12	-	18	16	12	-	18	16	12	-	17	15	11	-
	kW	1.93	1.97	2.03	-	2.08	2.12	2.19	-	2.21	2.26	2.34	-	2.33	2.38	2.46	-	2.43	2.49	2.57	-	2.52	2.57	2.66	-
	Amps	8.8	9.0	9.2	-	9.4	9.6	9.9	-	10.1	10.3	10.6	-	10.7	10.9	11.2	-	11.2	11.5	11.8	-	11.8	12.0	12.4	-
	Hi PR	247	266	281	-	277	298	315	-	315	339	358	-	359	386	408	-	404	435	459	-	446	480	507	-
	Lo PR	111	118	129	-	117	124	136	-	122	129	141	-	128	136	148	-	134	142	155	-	138	147	161	-
	MBh	27.7	28.7	31.4	-	27.0	28.0	30.7	-	26.4	27.4	30.0	-	25.8	26.7	29.3	-	24.5	25.4	27.8	-	22.7	23.5	25.7	-
	S/T	0.73	0.61	0.42	-	0.76	0.63	0.44	-	0.78	0.65	0.45	-	0.80	0.67	0.46	-	0.83	0.70	0.48	-	0.84	0.70	0.49	-
	ΔT	19	16	12	-	19	16	12	-	19	16	12	-	19	17	13	-	19	16	12	-	18	15	12	-
	kW	1.91	1.95	2.02	-	2.06	2.11	2.18	-	2.19	2.24	2.32	-	2.31	2.36	2.44	-	2.41	2.46	2.55	-	2.50	2.55	2.64	-
	Amps	8.8	8.9	9.2	-	9.3	9.5	9.8	-	10.0	10.2	10.5	-	10.6	10.8	11.1	-	11.1	11.4	11.7	-	11.7	12.0	12.3	-
Hi PR	245	263	278	-	274	295	312	-	312	336	355	-	355	382	404	-	400	430	454	-	442	475	502	-	
Lo PR	110	117	127	-	116	123	135	-	120	128	140	-	126	135	147	-	133	141	154	-	137	146	159	-	
MBh	25.6	26.5	29.0	-	25.0	25.9	28.4	-	24.4	25.3	27.7	-	23.8	24.6	27.0	-	22.6	23.4	25.7	-	20.9	21.7	23.8	-	
S/T	0.71	0.59	0.41	-	0.73	0.61	0.42	-	0.75	0.63	0.43	-	0.77	0.65	0.45	-	0.80	0.67	0.47	-	0.81	0.68	0.47	-	
ΔT	19	16	12	-	19	17	13	-	19	17	13	-	19	17	13	-	19	17	13	-	18	15	12	-	
kW	1.87	1.91	1.97	-	2.01	2.06	2.12	-	2.14	2.19	2.26	-	2.25	2.30	2.38	-	2.35	2.40	2.48	-	2.43	2.49	2.57	-	
Amps	8.6	8.7	9.0	-	9.1	9.3	9.6	-	9.8	10.0	10.2	-	10.3	10.5	10.8	-	10.9	11.1	11.4	-	11.4	11.7	12.0	-	
Hi PR	237	255	270	-	266	286	302	-	303	326	344	-	345	371	392	-	388	417	441	-	429	461	487	-	
Lo PR	106	113	124	-	112	120	131	-	117	124	136	-	123	131	142	-	129	137	149	-	133	141	154	-	

75	MBh	29.0	29.9	32.3	34.7	28.3	29.2	31.6	33.9	27.7	28.5	30.8	33.1	27.0	27.8	30.1	32.3	25.6	26.4	28.6	30.7	23.7	24.4	26.5	28.4
	S/T	0.87	0.78	0.59	0.38	0.90	0.81	0.61	0.39	0.93	0.83	0.63	0.40	0.96	0.86	0.65	0.42	0.99	0.89	0.67	0.43	1.00	0.90	0.68	0.44
	ΔT	21	19	16	11	21	19	16	11	21	19	16	11	21	20	16	11	21	19	16	11	20	18	15	10
	kW	1.94	1.99	2.05	2.12	2.10	2.14	2.21	2.29	2.23	2.28	2.36	2.44	2.35	2.40	2.48	2.57	2.45	2.51	2.59	2.68	2.54	2.60	2.68	2.78
	Amps	8.9	9.1	9.3	9.6	9.5	9.7	9.9	10.2	10.2	10.4	10.6	11.0	10.7	11.0	11.3	11.6	11.3	11.6	11.9	12.3	11.9	12.1	12.5	12.9
	Hi PR	250	269	284	296	280	301	318	332	318	343	362	377	363	390	412	430	408	439	464	484	451	485	512	534
	Lo PR	112	119	130	138	118	126	137	146	123	131	143	152	129	137	150	160	135	144	157	167	140	149	162	173
	MBh	28.2	29.0	31.4	33.7	27.5	28.3	30.7	32.9	26.9	27.6	29.9	32.1	26.2	27.0	29.2	31.3	24.9	25.6	27.7	29.8	23.1	23.7	25.7	27.6
	S/T	0.83	0.74	0.56	0.36	0.86	0.77	0.58	0.38	0.88	0.79	0.60	0.39	0.91	0.82	0.62	0.40	0.95	0.85	0.64	0.41	0.96	0.85	0.65	0.42
	ΔT	22	20	16	11	22	20	17	11	22	20	17	11	22	20	17	11	22	20	16	11	20	19	15	11
	kW	1.93	1.97	2.03	2.10	2.08	2.13	2.19	2.27	2.21	2.26	2.34	2.42	2.33	2.38	2.46	2.55	2.43	2.49	2.57	2.66	2.52	2.57	2.66	2.75
	Amps	8.8	9.0	9.2	9.5	9.4	9.6	9.9	10.2	10.1	10.3	10.6	10.9	10.7	10.9	11.2	11.5	11.2	11.5	11.8	12.2	11.8	12.1	12.4	12.8
Hi PR	247	266	281	293	277	298	315	329	315	339	358	374	359	386	408	426	404	435	459	479	446	480	507	529	
Lo PR	111	118	129	137	117	125	136	145	122	129	141	150	128	136	148	158	134	142	156	166	139	147	161	171	
MBh	26.0	26.8	29.0	31.1	25.4	26.1	28.3	30.4	24.8	25.5	27.6	29.6	24.2	24.9	26.9	28.9	23.0	23.7	25.6	27.5	21.3	21.9	23.7	25.5	
S/T	0.80	0.72	0.54	0.35	0.83	0.74	0.56	0.36	0.85	0.76	0.58	0.37	0.88	0.79	0.60	0.38	0.91	0.82	0.62	0.40	0.92	0.82	0.62	0.40	
ΔT	22	20	17	11	22	20	17	12	22	20	17	12	22	21	17	12	22	20	17	12	21	19	16	11	
kW	1.88	1.92	1.98	2.05	2.03	2.07	2.14	2.21	2.16	2.21	2.28	2.35	2.27	2.32	2.40	2.48	2.37	2.42	2.50	2.59	2.45	2.51	2.59	2.68	
Amps	8.6	8.8	9.0	9.3	9.2	9.4	9.6	9.9	9.8	10.0	10.3	10.6	10.4	10.6	10.9	11.3	11.0	11.2	11.5	11.9	11.5	11.8	12.1	12.5	
Hi PR	240	258	272	284	269	289	306	319	306	329	348	362	348	375	396	413	392	422	445	464	433	466	492	513	
Lo PR	107	114	125	133	114	121	132	140	118	126	137	146	124	132	144	153	130	138	151	161	134	143	156	166	

IDB: Entering Indoor Dry Bulb Temperature

High and low pressures are measured at the liquid and suction access fittings.

Shaded area reflects ACCA (TVA) conditions

kW = Total system power
Amps = outdoor unit amps (comp.+fan)

		OUTDOOR AMBIENT TEMPERATURE												ENTERING INDOOR WET BULB TEMPERATURE															
		65°F				75°F				85°F				95°F				105°F				115°F							
IDB	AIRFLOW	59	63	67	71	59	63	67	71	59	63	67	71	59	63	67	71	59	63	67	71	59	63	67	71	59	63	67	71
80	MBh	29.5	30.2	32.2	34.5	28.8	29.5	31.5	33.7	28.1	28.8	30.7	32.9	27.5	28.1	30.0	32.0	26.1	26.7	28.5	30.4	24.2	24.7	26.4	28.2				
	S/T	0.96	0.90	0.73	0.55	1.00	0.93	0.76	0.57	1.00	0.95	0.78	0.58	1.00	1.00	0.80	0.60	1.00	1.00	0.83	0.62	1.00	1.00	0.84	0.63				
	ΔT	23	22	19	15	24	23	20	16	23	23	20	16	23	23	20	16	21	22	19	16	20	20	18	15				
	kW	1.96	2.00	2.07	2.13	2.11	2.16	2.23	2.31	2.25	2.30	2.38	2.46	2.37	2.42	2.51	2.59	2.47	2.53	2.61	2.70	2.56	2.62	2.71	2.80				
	Amps	9.0	9.1	9.4	9.7	9.6	9.7	10.0	10.3	10.2	10.4	10.7	11.1	10.8	11.0	11.4	11.7	11.4	11.7	12.0	12.4	12.0	12.2	12.6	13.0				
	Hi PR	252	271	286	299	283	304	321	335	322	346	365	381	366	394	416	434	412	443	468	488	455	490	517	540				
	Lo PR	113	120	131	140	119	127	139	148	124	132	144	154	130	139	151	161	137	145	159	169	141	150	164	175				
	MBh	28.7	29.3	31.3	33.4	28.0	28.6	30.6	32.7	27.3	27.9	29.8	31.9	26.7	27.2	29.1	31.1	25.3	25.9	27.7	29.6	23.5	24.0	25.6	27.4				
S/T	0.91	0.86	0.70	0.52	0.95	0.89	0.72	0.54	0.97	0.91	0.74	0.55	1.00	0.94	0.76	0.57	1.00	0.97	0.79	0.59	1.00	0.98	0.80	0.60					
ΔT	24	23	20	16	24	23	20	16	24	23	20	16	25	24	21	17	25	23	20	16	22	22	19	15					
kW	1.94	1.99	2.05	2.12	2.10	2.14	2.21	2.29	2.23	2.28	2.36	2.44	2.35	2.40	2.48	2.57	2.45	2.51	2.59	2.68	2.54	2.60	2.69	2.78					
Amps	8.9	9.1	9.3	9.6	9.5	9.7	9.9	10.2	10.2	10.4	10.6	11.0	10.7	11.0	11.3	11.6	11.3	11.6	11.9	12.3	11.9	12.1	12.5	12.9					
Hi PR	250	269	284	296	280	301	318	332	318	343	362	377	363	390	412	430	408	439	464	484	451	485	512	534					
Lo PR	112	119	130	138	118	126	137	146	123	131	143	152	129	137	150	160	135	144	157	167	140	149	162	173					
MBh	26.5	27.0	28.9	30.9	25.8	26.4	28.2	30.2	25.2	25.8	27.5	29.4	24.6	25.1	26.9	28.7	23.4	23.9	25.5	27.3	21.7	22.1	23.6	25.3					
S/T	0.88	0.83	0.67	0.50	0.91	0.86	0.70	0.52	0.94	0.88	0.71	0.53	0.97	0.91	0.74	0.55	1.00	0.94	0.77	0.57	1.01	0.95	0.77	0.58					
ΔT	24	23	20	16	25	24	21	17	25	24	21	17	25	24	21	17	25	24	21	16	23	22	19	15					
kW	1.90	1.94	2.00	2.06	2.04	2.09	2.16	2.23	2.18	2.22	2.30	2.37	2.29	2.34	2.42	2.50	2.39	2.44	2.53	2.61	2.47	2.53	2.62	2.71					
Amps	8.7	8.9	9.1	9.4	9.3	9.5	9.7	10.0	9.9	10.1	10.4	10.7	10.5	10.7	11.0	11.4	11.1	11.3	11.6	12.0	11.6	11.9	12.2	12.6					
Hi PR	242	260	275	287	272	292	309	322	309	332	351	366	352	379	400	417	396	426	450	469	437	471	497	518					
Lo PR	109	115	126	134	115	122	133	142	119	127	138	147	125	133	145	155	131	140	152	162	136	144	158	168					

85	MBh	30.0	30.6	32.1	34.2	29.3	29.9	31.3	33.4	28.6	29.2	30.6	32.6	27.9	28.5	29.8	31.8	26.5	27.1	28.3	30.2	24.6	25.1	26.3	28.0
	S/T	1.00	0.97	0.87	0.71	1.00	1.00	0.91	0.73	1.00	1.00	0.93	0.75	1.00	1.00	0.96	0.78	1.00	1.00	0.99	0.81	1.00	1.00	1.00	0.81
	ΔT	25	24	23	20	24	25	23	20	24	24	23	20	23	23	23	20	22	22	23	20	20	21	22	19
	kW	1.98	2.02	2.08	2.15	2.13	2.18	2.25	2.33	2.27	2.32	2.40	2.48	2.39	2.44	2.53	2.61	2.49	2.55	2.64	2.73	2.58	2.64	2.73	2.83
	Amps	9.0	9.2	9.4	9.7	9.6	9.8	10.1	10.4	10.3	10.5	10.8	11.2	10.9	11.1	11.4	11.8	11.5	11.7	12.1	12.5	12.1	12.3	12.7	13.1
	Hi PR	255	274	289	302	286	307	325	339	325	350	369	385	370	398	420	439	416	448	473	493	460	495	523	545
	Lo PR	114	121	133	141	121	128	140	149	125	133	146	155	132	140	153	163	138	147	160	171	143	152	166	177
	MBh	29.2	29.7	31.1	33.2	28.5	29.0	30.4	32.4	27.8	28.3	29.7	31.7	27.1	27.7	29.0	30.9	25.8	26.3	27.5	29.4	23.9	24.3	25.5	27.2
S/T	0.96	0.92	0.83	0.68	0.99	0.96	0.86	0.70	1.00	0.98	0.89	0.72	1.00	1.00	0.91	0.74	1.00	1.00	0.95	0.77	1.00	1.00	0.96	0.78	
ΔT	26	25	24	21	26	26	24	21	26	26	24	21	25	26	24	21	24	24	24	21	22	22	22	19	
kW	1.96	2.00	2.07	2.13	2.11	2.16	2.23	2.31	2.25	2.30	2.38	2.46	2.37	2.42	2.51	2.59	2.47	2.53	2.61	2.70	2.56	2.62	2.71	2.80	
Amps	9.0	9.1	9.4	9.7	9.6	9.7	10.0	10.3	10.2	10.4	10.7	11.1	10.8	11.0	11.4	11.7	11.4	11.7	12.0	12.4	12.0	12.2	12.6	13.0	
Hi PR	252	271	286	299	283	304	321	335	322	346	365	381	366	394	416	434	412	443	468	488	455	490	517	540	
Lo PR	113	120	131	140	119	127	139	148	124	132	144	154	130	139	151	161	137	145	159	169	141	150	164	175	
MBh	26.9	27.4	28.7	30.7	26.3	26.8	28.1	29.9	25.7	26.2	27.4	29.2	25.0	25.5	26.7	28.5	23.8	24.2	25.4	27.1	22.0	22.5	23.5	25.1	
S/T	0.92	0.89	0.80	0.65	0.96	0.92	0.83	0.68	0.98	0.95	0.85	0.69	1.00	0.98	0.88	0.72	1.00	1.00	0.92	0.74	1.00	1.00	0.92	0.75	
ΔT	26	26	24	21	26	26	25	21	26	26	25	21	26	26	25	21	25	26	24	21	23	24	23	20	
kW	1.91	1.95	2.02	2.08	2.06	2.11	2.18	2.25	2.19	2.24	2.32	2.39	2.31	2.36	2.44	2.52	2.41	2.46	2.55	2.63	2.49	2.55	2.64	2.73	
Amps	8.8	8.9	9.2	9.4	9.3	9.5	9.8	10.1	10.0	10.2	10.5	10.8	10.6	10.8	11.1	11.4	11.1	11.4	11.7	12.1	11.7	12.0	12.3	12.7	
Hi PR	244	263	278	290	274	295	312	325	312	336	355	370	355	382	404	421	400	430	454	474	442	475	502	523	
Lo PR	110	117	127	136	116	123	135	143	120	128	140	149	126	135	147	156	133	141	154	164	137	146	159	170	

IDB: Entering Indoor Dry Bulb Temperature
 High and low pressures are measured at the liquid and suction access fittings.
 Shaded area reflects AHRI conditions
 kW = Total system power
 Amps = outdoor unit amps (comp.+fan)

IDB	AIRFLOW	OUTDOOR AMBIENT TEMPERATURE																								
		65°F				75°F				85°F				95°F				105°F				115°F				
		59	63	67	71	59	63	67	71	59	63	67	71	59	63	67	71	59	63	67	71	59	63	67	71	
80	1381	MBh	36.6	37.4	39.9	42.7	35.7	36.5	39.0	41.7	34.9	35.6	38.1	40.7	34.0	34.8	37.1	39.7	32.3	33.0	35.3	37.7	29.9	30.6	32.7	34.9
		S/T	1.00	0.92	0.75	0.56	1.00	0.96	0.78	0.58	1.00	1.00	0.80	0.60	1.00	1.00	0.83	0.62	1.00	1.00	0.86	0.64	1.00	1.00	0.86	0.65
		ΔT	24	23	20	16	24	23	20	16	23	24	20	16	23	23	20	16	22	22	20	16	20	20	19	15
		kW	2.38	2.43	2.50	2.58	2.56	2.61	2.70	2.78	2.72	2.78	2.87	2.96	2.86	2.92	3.02	3.12	2.98	3.04	3.14	3.25	3.08	3.15	3.25	3.36
	Amps	Hi PR	9.9	10.1	10.4	10.7	10.6	10.8	11.1	11.5	11.4	11.6	12.0	12.4	12.1	12.4	12.7	13.2	12.8	13.1	13.5	13.9	13.5	13.8	14.2	14.7
		Lo PR	11.1	11.8	12.8	13.7	11.7	12.4	13.6	14.5	12.1	12.9	14.1	15.0	12.8	13.6	14.8	15.8	13.4	14.2	15.5	16.5	13.8	14.7	16.1	17.1
		MBh	35.5	36.3	38.8	41.4	34.7	35.4	37.9	40.5	33.9	34.6	37.0	39.5	33.0	33.8	36.1	38.6	31.4	32.1	34.3	36.6	29.1	29.7	31.7	33.9
		S/T	0.94	0.88	0.72	0.54	0.97	0.91	0.74	0.56	1.00	0.94	0.76	0.57	1.00	0.97	0.79	0.59	1.00	1.00	0.82	0.61	1.00	1.00	0.82	0.62
	1230	ΔT	25	24	21	17	25	24	21	17	25	24	21	17	25	24	21	17	23	24	21	17	22	22	20	16
		kW	2.36	2.41	2.48	2.56	2.54	2.59	2.67	2.76	2.70	2.75	2.84	2.93	2.83	2.90	2.99	3.09	2.95	3.02	3.12	3.22	3.05	3.12	3.23	3.33
		Amps	9.8	10.0	10.3	10.6	10.5	10.7	11.0	11.4	11.3	11.5	11.9	12.3	12.0	12.3	12.6	13.1	12.7	13.0	13.4	13.8	13.4	13.7	14.1	14.6
		Hi PR	23.7	25.5	26.9	28.0	26.5	28.6	30.2	31.5	30.2	32.5	34.3	35.8	34.4	37.0	39.1	40.8	38.7	41.6	44.0	45.8	42.7	46.0	48.6	50.7
1079	Lo PR	11.0	11.7	12.7	13.5	11.6	12.3	13.4	14.3	12.0	12.8	14.0	14.9	12.6	13.4	14.7	15.6	13.2	14.1	15.4	16.4	13.7	14.6	15.9	16.9	
	MBh	32.8	33.5	35.8	38.3	32.0	32.7	35.0	37.4	31.3	31.9	34.1	36.5	30.5	31.2	33.3	35.6	29.0	29.6	31.6	33.8	26.8	27.4	29.3	31.3	
	S/T	0.91	0.85	0.69	0.52	0.94	0.88	0.72	0.54	0.96	0.90	0.74	0.55	0.99	0.93	0.76	0.57	1.03	0.97	0.79	0.59	1.04	0.98	0.79	0.59	
	ΔT	25	24	21	17	26	25	21	17	26	25	21	17	26	25	22	17	25	24	21	17	24	23	20	16	
1079	kW	2.30	2.35	2.42	2.50	2.48	2.53	2.61	2.69	2.63	2.69	2.77	2.86	2.76	2.82	2.92	3.01	2.88	2.94	3.04	3.14	2.98	3.04	3.14	3.25	
	Amps	9.6	9.8	10.1	10.4	10.3	10.5	10.8	11.1	11.0	11.3	11.6	12.0	11.7	12.0	12.3	12.7	12.4	12.6	13.0	13.5	13.0	13.3	13.7	14.2	
	Hi PR	22.9	24.7	26.1	27.2	25.7	27.7	29.3	30.5	29.3	31.5	33.3	34.7	33.4	35.9	37.9	39.5	37.5	40.4	42.6	44.5	41.5	44.6	47.1	49.1	
	Lo PR	10.6	11.3	12.3	13.1	11.2	11.9	13.0	13.9	11.7	12.4	13.5	14.4	12.3	13.0	14.2	15.2	12.8	13.7	14.9	15.9	13.3	14.1	15.4	16.4	

85	1381	MBh	37.2	37.9	39.7	42.4	36.4	37.1	38.8	41.4	35.5	36.2	37.9	40.4	34.6	35.3	37.0	39.4	32.9	33.5	35.1	37.5	30.5	31.1	32.5	34.7	
		S/T	1.00	1.00	0.90	0.73	1.00	1.00	0.93	0.76	1.00	1.00	0.96	0.78	1.00	1.00	0.99	0.80	1.00	1.00	0.83	0.83	1.00	1.00	0.83	0.84	
		ΔT	25	25	24	21	24	25	24	21	24	24	24	21	23	24	24	21	22	22	23	21	22	20	21	22	19
		kW	2.40	2.45	2.52	2.60	2.58	2.63	2.72	2.81	2.74	2.80	2.89	2.98	2.88	2.94	3.04	3.14	3.00	3.07	3.17	3.27	3.11	3.17	3.28	3.39	
	Amps	Hi PR	10.0	10.2	10.5	10.8	10.7	10.9	11.2	11.6	11.5	11.7	12.1	12.5	12.2	12.5	12.8	13.3	12.9	13.2	13.6	14.1	13.6	13.9	14.3	14.8	
		Lo PR	11.2	11.9	13.0	13.8	11.8	12.6	13.7	14.6	12.3	13.1	14.2	15.2	12.9	13.7	15.0	15.9	13.5	14.4	15.7	16.7	14.0	14.9	16.2	17.3	
		MBh	36.1	36.8	38.6	41.2	35.3	36.0	37.7	40.2	34.5	35.1	36.8	39.2	33.6	34.3	35.9	38.3	31.9	32.6	34.1	36.4	29.6	30.2	31.6	33.7	
		S/T	0.99	0.95	0.86	0.70	1.00	0.99	0.89	0.72	1.00	1.00	0.91	0.74	1.00	1.00	0.94	0.76	1.00	1.00	0.98	0.79	1.00	1.00	0.99	0.80	
	1230	ΔT	27	26	25	21	26	27	25	22	26	26	25	22	25	26	25	22	24	24	25	22	22	23	20	19	
		kW	2.38	2.43	2.50	2.58	2.56	2.61	2.70	2.78	2.72	2.78	2.87	2.96	2.86	2.92	3.02	3.12	2.98	3.04	3.14	3.25	3.08	3.15	3.25	3.36	
		Amps	9.9	10.1	10.4	10.7	10.6	10.8	11.1	11.5	11.4	11.6	12.0	12.4	12.1	12.4	12.7	13.2	12.8	13.1	13.5	13.9	13.5	13.8	14.2	14.7	
		Hi PR	23.9	25.7	27.1	28.3	26.8	28.8	30.5	31.8	30.5	32.8	34.6	36.1	34.7	37.4	39.5	41.2	39.1	42.0	44.4	46.3	43.2	46.5	49.0	51.2	
1079	Lo PR	11.1	11.8	12.8	13.7	11.7	12.4	13.6	14.5	12.1	12.9	14.1	15.0	12.8	13.6	14.8	15.8	13.4	14.2	15.5	16.5	13.8	14.7	16.1	17.1		
	MBh	33.4	34.0	35.6	38.0	32.6	33.2	34.8	37.1	31.8	32.4	34.0	36.2	31.0	31.6	33.1	35.3	29.5	30.0	31.5	33.6	27.3	27.8	29.1	31.1		
	S/T	0.95	0.92	0.83	0.67	0.98	0.95	0.86	0.70	1.00	0.97	0.88	0.71	1.00	1.00	0.91	0.74	1.00	1.00	0.94	0.76	1.00	1.00	0.95	0.77		
	ΔT	27	27	25	22	27	27	25	22	27	27	25	22	26	27	26	22	25	26	25	22	25	24	24	20		
1079	kW	2.32	2.37	2.44	2.52	2.50	2.55	2.63	2.71	2.65	2.71	2.79	2.89	2.79	2.85	2.94	3.04	2.90	2.97	3.06	3.17	3.00	3.07	3.17	3.28		
	Amps	9.7	9.9	10.1	10.5	10.3	10.5	10.9	11.2	11.1	11.4	11.7	12.1	11.8	12.0	12.4	12.8	12.5	12.7	13.1	13.6	13.1	13.4	13.8	14.3		
	Hi PR	23.2	24.9	26.3	27.5	26.0	28.0	29.5	30.8	29.6	31.8	33.6	35.1	33.7	36.2	38.3	39.9	37.9	40.8	43.1	44.9	41.9	45.1	47.6	49.6		
	Lo PR	10.7	11.4	12.5	13.3	11.3	12.1	13.2	14.0	11.8	12.5	13.7	14.6	12.4	13.2	14.4	15.3	13.0	13.8	15.1	16.0	13.4	14.3	15.6	16.6		

kW = Total system power
Amps = outdoor unit amps (comp.+fan)

Shaded area reflects AHRI conditions

IDB: Entering Indoor Dry Bulb Temperature
High and low pressures are measured at the liquid and suction access fittings.

IDB	AIRFLOW	OUTDOOR AMBIENT TEMPERATURE												ENTERING INDOOR WET BULB TEMPERATURE																							
		65°F						75°F						85°F						95°F						105°F						115°F					
		59	63	67	71	59	63	67	71	59	63	67	71	59	63	67	71	59	63	67	71	59	63	67	71	59	63	67	71								
70	MBh	39.4	40.8	44.7	-	38.5	39.9	43.7	-	37.6	38.9	42.7	-	36.6	38.0	41.6	-	34.8	36.1	39.5	-	32.3	33.4	36.6	-												
	S/T	0.74	0.62	0.43	-	0.77	0.64	0.45	-	0.79	0.66	0.46	-	0.81	0.68	0.47	-	0.85	0.71	0.49	-	0.85	0.71	0.49	-												
	ΔT	18	16	12	-	18	16	12	-	18	16	12	-	18	16	12	-	18	16	12	-	17	15	11	-												
	kW	2.69	2.75	2.83	-	2.89	2.96	3.05	-	3.07	3.14	3.24	-	3.23	3.30	3.40	-	3.36	3.43	3.55	-	3.48	3.55	3.67	-												
	Amps	13.0	13.2	13.6	-	13.8	14.1	14.4	-	14.8	15.1	15.5	-	15.6	15.9	16.3	-	16.4	16.7	17.2	-	17.2	17.6	18.0	-												
	Hi PR	240	259	273	-	270	290	306	-	307	330	348	-	349	376	397	-	393	423	446	-	434	467	493	-												
Lo PR	107	114	124	-	113	120	131	-	117	125	136	-	123	131	143	-	129	137	150	-	133	142	155	-													
1488	MBh	38.3	39.6	43.4	-	37.4	38.7	42.4	-	36.5	37.8	41.4	-	35.6	36.9	40.4	-	33.8	35.0	38.4	-	31.3	32.5	35.6	-												
	S/T	0.71	0.59	0.41	-	0.73	0.61	0.42	-	0.75	0.63	0.44	-	0.78	0.65	0.45	-	0.81	0.67	0.47	-	0.81	0.68	0.47	-												
	ΔT	19	16	12	-	19	16	12	-	19	16	13	-	19	17	13	-	19	16	12	-	18	15	12	-												
	kW	2.67	2.73	2.81	-	2.87	2.93	3.02	-	3.05	3.11	3.21	-	3.20	3.27	3.38	-	3.33	3.41	3.52	-	3.45	3.52	3.64	-												
	Amps	12.9	13.2	13.5	-	13.7	14.0	14.3	-	14.7	14.9	15.3	-	15.5	15.8	16.2	-	16.3	16.6	17.1	-	17.1	17.4	17.9	-												
	Hi PR	238	256	270	-	267	287	303	-	304	327	345	-	346	372	393	-	389	419	442	-	430	462	488	-												
Lo PR	106	112	123	-	112	119	130	-	116	123	135	-	122	130	142	-	128	136	148	-	132	141	154	-													
1163	MBh	35.3	36.6	40.1	-	34.5	35.7	39.2	-	33.7	34.9	38.2	-	32.8	34.0	37.3	-	31.2	32.3	35.4	-	28.9	30.0	32.8	-												
	S/T	0.68	0.57	0.40	-	0.71	0.59	0.41	-	0.73	0.61	0.42	-	0.75	0.63	0.43	-	0.78	0.65	0.45	-	0.78	0.65	0.45	-												
	ΔT	19	17	13	-	19	17	13	-	19	17	13	-	19	17	13	-	19	17	13	-	18	16	12	-												
	kW	2.61	2.66	2.75	-	2.80	2.86	2.95	-	2.97	3.04	3.13	-	3.13	3.19	3.29	-	3.25	3.32	3.43	-	3.36	3.44	3.55	-												
	Amps	12.6	12.9	13.2	-	13.4	13.7	14.0	-	14.3	14.6	15.0	-	15.1	15.4	15.8	-	15.9	16.2	16.7	-	16.7	17.0	17.5	-												
	Hi PR	231	248	262	-	259	279	294	-	294	317	335	-	335	361	381	-	377	406	429	-	417	449	474	-												
Lo PR	103	109	119	-	108	115	126	-	113	120	131	-	118	126	137	-	124	132	144	-	128	136	149	-													

1488	MBh	40.1	41.3	44.7	47.9	39.1	40.3	43.6	46.8	38.2	39.3	42.6	45.7	37.3	38.4	41.5	44.6	35.4	36.5	39.5	42.3	32.8	33.8	36.6	39.2	
	S/T	0.84	0.76	0.57	0.37	0.87	0.78	0.59	0.38	0.90	0.80	0.61	0.39	0.93	0.83	0.63	0.40	0.96	0.86	0.65	0.42	0.97	0.87	0.66	0.42	
	ΔT	21	19	16	11	21	19	16	11	21	19	16	11	21	20	16	11	21	21	19	16	11	20	18	15	10
	kW	2.71	2.77	2.86	2.95	2.92	2.98	3.07	3.17	3.10	3.16	3.26	3.37	3.26	3.26	3.33	3.43	3.54	3.39	3.46	3.58	3.69	3.51	3.58	3.70	3.82
	Amps	13.1	13.3	13.7	14.1	13.9	14.2	14.6	15.0	14.9	15.2	15.6	16.0	15.7	16.0	16.4	17.0	17.0	16.5	16.9	17.3	17.9	17.3	17.7	18.2	18.8
	Hi PR	243	261	276	288	272	293	309	323	310	333	352	367	353	380	401	418	418	397	427	451	470	438	472	498	520
Lo PR	108	115	125	133	114	121	132	141	118	126	138	146	124	132	144	154	154	130	139	151	161	135	143	157	167	
1326	MBh	38.9	40.0	43.4	46.5	38.0	39.1	42.3	45.4	37.1	38.2	41.3	44.4	36.2	37.3	40.3	43.3	34.4	35.4	38.3	41.1	31.8	32.8	35.5	38.1	
	S/T	0.81	0.72	0.54	0.35	0.83	0.75	0.56	0.36	0.86	0.77	0.58	0.37	0.88	0.79	0.60	0.38	0.92	0.82	0.62	0.40	0.92	0.83	0.63	0.40	
	ΔT	22	20	16	11	22	20	17	11	22	20	17	11	22	20	17	12	22	20	16	11	20	19	15	11	
	kW	2.69	2.75	2.83	2.92	2.89	2.96	3.05	3.15	3.07	3.14	3.24	3.34	3.23	3.30	3.40	3.52	3.36	3.44	3.55	3.66	3.48	3.55	3.67	3.79	
	Amps	13.0	13.2	13.6	14.0	13.8	14.1	14.5	14.9	14.8	15.1	15.5	15.9	15.6	15.9	16.3	16.8	16.8	16.4	16.7	17.2	17.7	17.2	17.6	18.0	18.6
	Hi PR	240	259	273	285	270	290	306	320	307	330	348	363	349	376	397	414	414	393	423	446	466	434	467	493	514
Lo PR	107	114	124	132	113	120	131	140	117	125	136	145	123	131	143	152	152	129	137	150	160	134	142	155	165	
1163	MBh	35.9	37.0	40.0	42.9	35.1	36.1	39.1	41.9	34.2	35.2	38.2	40.9	33.4	34.4	37.2	39.9	31.7	32.7	35.4	38.0	29.4	30.3	32.8	35.2	
	S/T	0.78	0.69	0.53	0.34	0.80	0.72	0.54	0.35	0.82	0.74	0.56	0.36	0.85	0.76	0.58	0.37	0.88	0.79	0.60	0.38	0.89	0.80	0.60	0.39	
	ΔT	22	20	17	11	22	21	17	12	22	21	17	12	22	21	17	12	22	21	17	12	21	19	16	11	
	kW	2.63	2.69	2.77	2.85	2.83	2.89	2.98	3.07	3.00	3.06	3.16	3.26	3.15	3.22	3.32	3.43	3.28	3.35	3.46	3.57	3.39	3.47	3.58	3.70	
	Amps	12.7	13.0	13.3	13.7	13.5	13.8	14.1	14.6	14.4	14.7	15.1	15.6	15.2	15.5	16.0	16.4	16.0	16.3	16.8	17.3	16.8	17.1	17.6	18.2	
	Hi PR	233	251	265	276	262	281	297	310	297	320	338	353	339	365	385	401	401	381	410	433	452	421	453	478	499
Lo PR	104	110	120	128	109	116	127	135	114	121	132	141	119	127	139	148	148	125	133	145	155	130	138	150	160	

kW = Total system power
Amps = outdoor unit amps (comp.+fan)

Shaded area reflects ACCA (TVA) conditions

IDB: Entering Indoor Dry Bulb Temperature
High and low pressures are measured at the liquid and suction access fittings.

IDB	AIRFLOW	OUTDOOR AMBIENT TEMPERATURE												ENTERING INDOOR WET BULB TEMPERATURE											
		65°F				75°F				85°F				95°F				105°F				115°F			
		59	63	67	71	59	63	67	71	59	63	67	71	59	63	67	71	59	63	67	71	59	63	67	71
80	MBh	40.8	41.7	44.5	47.6	39.8	40.7	43.5	46.5	38.9	39.7	42.4	45.4	37.9	38.8	41.4	44.3	36.0	36.8	39.3	42.1	33.4	34.1	36.4	39.0
	S/T	0.93	0.87	0.71	0.53	0.96	0.90	0.73	0.55	1.00	0.92	0.75	0.56	1.00	0.95	0.78	0.58	1.00	1.00	0.80	0.60	1.00	1.00	0.81	0.61
	ΔT	2.3	2.2	1.9	1.6	2.4	2.3	2.0	1.6	2.4	2.3	2.0	1.6	2.3	2.3	2.0	1.6	2.2	2.3	2.0	1.6	2.1	2.1	1.8	1.5
	kW	2.74	2.79	2.88	2.97	2.94	3.00	3.10	3.20	3.12	3.19	3.29	3.40	3.28	3.35	3.46	3.57	3.42	3.49	3.61	3.72	3.53	3.61	3.73	3.85
	Amps	13.2	13.4	13.8	14.2	14.0	14.3	14.7	15.1	15.0	15.3	15.7	16.2	15.8	16.1	16.6	17.1	16.6	17.0	17.5	18.0	17.5	17.8	18.3	18.9
	Hi PR	245	264	279	291	275	296	313	326	313	337	355	371	356	383	405	422	401	431	455	475	443	477	503	525
	Lo PR	109	116	127	135	115	122	134	142	120	127	139	148	126	134	146	155	132	140	153	163	136	145	158	168
	MBh	39.6	40.5	43.2	46.2	38.7	39.5	42.2	45.1	37.7	38.6	41.2	44.1	36.8	37.6	40.2	43.0	35.0	35.8	38.2	40.8	32.4	33.1	35.4	37.8
	S/T	0.88	0.83	0.67	0.50	0.92	0.86	0.70	0.52	0.94	0.88	0.72	0.54	0.97	0.91	0.74	0.55	1.00	0.94	0.77	0.57	1.00	0.95	0.77	0.58
	ΔT	2.4	2.3	2.0	1.6	2.5	2.4	2.0	1.6	2.5	2.4	2.0	1.6	2.5	2.4	2.1	1.6	2.4	2.3	2.0	1.6	2.2	2.2	1.9	1.5
	kW	2.71	2.77	2.86	2.95	2.92	2.98	3.07	3.17	3.10	3.16	3.26	3.37	3.26	3.33	3.43	3.55	3.39	3.46	3.58	3.69	3.51	3.58	3.70	3.82
	Amps	13.1	13.3	13.7	14.1	13.9	14.2	14.6	15.0	14.9	15.2	15.6	16.1	15.7	16.0	16.5	17.0	16.5	16.9	17.3	17.9	17.3	17.7	18.2	18.8
Hi PR	243	261	276	288	272	293	309	323	310	333	352	367	353	380	401	418	397	427	451	470	438	472	498	520	
Lo PR	108	115	125	133	114	121	132	141	118	126	138	147	124	132	145	154	130	139	151	161	135	143	157	167	
MBh	36.5	37.3	39.9	42.6	35.7	36.5	39.0	41.7	34.8	35.6	38.0	40.7	34.0	34.7	37.1	39.7	32.3	33.0	35.3	37.7	29.9	30.6	32.7	34.9	
S/T	0.85	0.80	0.65	0.49	0.88	0.83	0.67	0.50	0.90	0.85	0.69	0.52	0.93	0.88	0.71	0.53	0.97	0.91	0.74	0.55	0.98	0.92	0.75	0.56	
ΔT	2.5	2.4	2.1	1.6	2.5	2.4	2.1	1.7	2.5	2.4	2.1	1.7	2.5	2.4	2.1	1.7	2.5	2.4	2.1	1.6	2.3	2.2	1.9	1.5	
kW	2.65	2.71	2.79	2.88	2.85	2.91	3.00	3.09	3.02	3.09	3.18	3.29	3.18	3.24	3.35	3.46	3.31	3.38	3.49	3.60	3.42	3.49	3.61	3.73	
Amps	12.8	13.1	13.4	13.8	13.6	13.9	14.2	14.7	14.5	14.8	15.2	15.7	15.3	15.6	16.1	16.6	16.1	16.5	16.9	17.5	16.9	17.3	17.8	18.3	
Hi PR	235	253	268	279	264	284	300	313	300	323	341	356	342	368	389	406	385	414	437	456	425	458	483	504	
Lo PR	105	111	122	129	111	118	128	137	115	122	133	142	121	128	140	149	126	135	147	156	131	139	152	162	
85	MBh	41.5	42.3	44.3	47.3	40.5	41.3	43.3	46.2	39.6	40.3	42.2	45.1	38.6	39.3	41.2	44.0	36.7	37.4	39.1	41.8	34.0	34.6	36.3	38.7
	S/T	0.97	0.94	0.85	0.69	1.00	0.97	0.88	0.71	1.00	1.00	0.90	0.73	1.00	1.00	0.93	0.75	1.00	1.00	0.96	0.78	1.00	1.00	0.97	0.79
	ΔT	2.5	2.4	2.3	2.0	2.5	2.5	2.3	2.0	2.4	2.5	2.3	2.0	2.4	2.4	2.4	2.0	2.3	2.3	2.3	2.0	2.1	2.1	2.2	1.9
	kW	2.76	2.81	2.90	2.99	2.96	3.03	3.12	3.22	3.15	3.21	3.32	3.42	3.31	3.38	3.49	3.60	3.45	3.52	3.64	3.76	3.56	3.64	3.76	3.89
	Amps	13.3	13.5	13.9	14.3	14.1	14.4	14.8	15.2	15.1	15.4	15.8	16.3	15.9	16.3	16.7	17.2	16.8	17.1	17.6	18.2	17.6	18.0	18.5	19.1
	Hi PR	248	266	281	293	278	299	316	329	316	340	359	374	360	387	409	426	405	436	460	480	447	481	508	530
	Lo PR	110	117	128	136	116	124	135	144	121	129	140	149	127	135	147	157	133	142	154	165	138	146	160	170
	MBh	40.3	41.1	43.0	45.9	39.3	40.1	42.0	44.8	38.4	39.2	41.0	43.7	37.5	38.2	40.0	42.7	35.6	36.3	38.0	40.5	33.0	33.6	35.2	37.6
	S/T	0.93	0.89	0.81	0.65	0.96	0.93	0.84	0.68	0.98	0.95	0.86	0.69	1.00	0.98	0.88	0.72	1.00	1.00	0.92	0.74	1.00	1.00	0.93	0.75
	ΔT	2.6	2.5	2.4	2.1	2.6	2.6	2.4	2.1	2.6	2.6	2.4	2.1	2.6	2.6	2.5	2.1	2.5	2.5	2.4	2.1	2.3	2.3	2.3	2.0
	kW	2.74	2.79	2.88	2.97	2.94	3.00	3.10	3.20	3.12	3.19	3.29	3.40	3.28	3.35	3.46	3.57	3.42	3.49	3.61	3.72	3.53	3.61	3.73	3.85
	Amps	13.2	13.4	13.8	14.2	14.0	14.3	14.7	15.1	15.0	15.3	15.7	16.2	15.8	16.1	16.6	17.1	16.6	17.0	17.5	18.0	17.5	17.8	18.3	18.9
Hi PR	245	264	279	291	275	296	313	326	313	337	355	371	356	383	405	422	401	431	455	475	443	477	503	525	
Lo PR	109	116	127	135	115	122	134	142	120	127	139	148	126	134	146	155	132	140	153	163	136	145	158	168	
MBh	37.2	37.9	39.7	42.3	36.3	37.0	38.8	41.4	35.5	36.1	37.8	40.4	34.6	35.3	36.9	39.4	32.9	33.5	35.1	37.4	30.4	31.0	32.5	34.7	
S/T	0.89	0.86	0.78	0.63	0.93	0.89	0.81	0.65	0.95	0.92	0.83	0.67	0.98	0.94	0.85	0.69	1.00	0.98	0.88	0.72	1.00	0.99	0.89	0.72	
ΔT	2.6	2.6	2.4	2.1	2.7	2.6	2.5	2.1	2.7	2.6	2.5	2.1	2.7	2.6	2.5	2.2	2.6	2.6	2.5	2.1	2.4	2.4	2.3	2.0	
kW	2.67	2.73	2.81	2.90	2.87	2.93	3.02	3.12	3.05	3.11	3.21	3.31	3.20	3.27	3.38	3.49	3.33	3.41	3.52	3.63	3.45	3.52	3.64	3.76	
Amps	12.9	13.1	13.5	13.9	13.7	14.0	14.3	14.8	14.7	14.9	15.3	15.8	15.5	15.8	16.2	16.7	16.3	16.6	17.1	17.6	17.1	17.4	17.9	18.5	
Hi PR	238	256	270	282	267	287	303	316	303	327	345	360	346	372	393	410	389	418	442	461	430	462	488	509	
Lo PR	106	112	123	131	112	119	130	138	116	123	135	144	122	130	142	151	128	136	148	158	132	141	153	163	

kW = Total system power
Amps = outdoor unit amps (comp.+fan)

Shaded area reflects AHRI conditions

IDB: Entering Indoor Dry Bulb Temperature
High and low pressures are measured at the liquid and suction access fittings.

IDB	AIRFLOW	OUTDOOR AMBIENT TEMPERATURE												ENTERING INDOOR WET BULB TEMPERATURE											
		65°F				75°F				85°F				95°F				105°F				115°F			
		59	63	67	71	59	63	67	71	59	63	67	71	59	63	67	71	59	63	67	71	59	63	67	71
70	MBh	46.2	47.9	52.5	-	45.1	46.8	51.2	-	44.1	45.7	50.0	-	43.0	44.5	48.8	-	40.8	42.3	46.4	-	37.8	39.2	42.9	-
	S/T	0.78	0.65	0.45	-	0.81	0.68	0.47	-	0.83	0.70	0.48	-	0.86	0.72	0.50	-	0.89	0.75	0.52	-	0.90	0.75	0.52	-
	ΔT	19	16	12	-	19	16	12	-	19	16	12	-	19	16	12	-	19	16	12	-	17	15	11	-
	kW	3.17	3.24	3.34	-	3.42	3.49	3.60	-	3.63	3.71	3.83	-	3.82	3.91	4.04	-	3.98	4.07	4.21	-	4.12	4.22	4.36	-
	Amps	15.0	15.3	15.7	-	15.9	16.2	16.7	-	17.0	17.4	17.9	-	18.0	18.4	18.9	-	19.0	19.4	19.9	-	19.9	20.3	20.9	-
	Hi PR	262	282	298	-	294	317	335	-	335	360	380	-	381	410	433	-	429	462	488	-	474	510	539	-
	Lo PR	113	120	131	-	120	127	139	-	124	132	144	-	130	139	152	-	137	145	159	-	141	150	164	-
	MBh	44.9	46.5	50.9	-	43.8	45.4	49.8	-	42.8	44.3	48.6	-	41.7	43.2	47.4	-	39.6	41.1	45.0	-	36.7	38.1	41.7	-
	S/T	0.75	0.62	0.43	-	0.77	0.65	0.45	-	0.79	0.66	0.46	-	0.82	0.68	0.47	-	0.85	0.71	0.49	-	0.86	0.72	0.50	-
	ΔT	19	17	13	-	20	17	13	-	20	17	13	-	20	17	13	-	19	17	13	-	18	16	12	-
	kW	3.15	3.21	3.32	-	3.39	3.46	3.57	-	3.60	3.68	3.80	-	3.79	3.87	4.00	-	3.95	4.04	4.17	-	4.09	4.18	4.32	-
	Amps	14.9	15.1	15.5	-	15.8	16.1	16.6	-	16.9	17.3	17.7	-	17.9	18.2	18.7	-	18.8	19.2	19.8	-	19.8	20.2	20.8	-
Hi PR	260	280	295	-	291	314	331	-	331	357	377	-	378	406	429	-	425	457	483	-	469	505	533	-	
Lo PR	112	119	130	-	118	126	137	-	123	131	143	-	129	137	150	-	135	144	157	-	140	149	163	-	
MBh	41.4	42.9	47.0	-	40.4	41.9	45.9	-	39.5	40.9	44.8	-	38.5	39.9	43.7	-	36.6	37.9	41.5	-	33.9	35.1	38.5	-	
S/T	0.72	0.60	0.42	-	0.75	0.62	0.43	-	0.77	0.64	0.44	-	0.79	0.66	0.46	-	0.82	0.69	0.47	-	0.83	0.69	0.48	-	
ΔT	20	17	13	-	20	17	13	-	20	17	13	-	20	17	13	-	20	17	13	-	18	16	12	-	
kW	3.07	3.14	3.24	-	3.31	3.38	3.49	-	3.51	3.59	3.71	-	3.70	3.78	3.90	-	3.85	3.94	4.07	-	3.99	4.08	4.21	-	
Amps	14.5	14.8	15.2	-	15.5	15.8	16.2	-	16.5	16.9	17.3	-	17.5	17.8	18.3	-	18.4	18.8	19.3	-	19.3	19.7	20.3	-	
Hi PR	252	271	286	-	283	304	321	-	322	346	365	-	366	394	416	-	412	443	468	-	455	490	517	-	
Lo PR	109	116	126	-	115	122	133	-	119	127	139	-	125	133	146	-	131	140	153	-	136	145	158	-	
75	MBh	47.0	48.4	52.4	56.2	45.9	47.2	51.1	54.9	44.8	46.1	49.9	53.6	43.7	45.0	48.7	52.3	41.5	42.7	46.3	49.7	38.5	39.6	42.9	46.0
	S/T	0.89	0.80	0.60	0.39	0.92	0.83	0.62	0.40	0.95	0.85	0.64	0.41	0.98	0.87	0.66	0.43	1.00	0.91	0.69	0.44	1.00	0.91	0.69	0.45
	ΔT	21	20	16	11	22	20	16	11	22	20	16	11	22	20	17	11	21	20	16	11	20	19	15	11
	kW	3.20	3.27	3.37	3.48	3.45	3.52	3.63	3.75	3.66	3.74	3.87	3.99	3.85	3.94	4.07	4.21	4.02	4.11	4.24	4.39	4.16	4.25	4.39	4.54
	Amps	15.1	15.4	15.8	16.2	16.1	16.4	16.8	17.3	17.2	17.5	18.0	18.6	18.1	18.5	19.0	19.6	19.1	19.5	20.1	20.7	20.1	20.5	21.1	21.8
	Hi PR	265	285	301	314	297	320	338	352	338	364	384	401	385	415	438	457	433	466	492	514	479	515	544	568
	Lo PR	114	122	133	141	121	128	140	149	125	133	146	155	132	140	153	163	138	147	160	171	143	152	166	177
	MBh	45.6	47.0	50.8	54.6	44.6	45.9	49.7	53.3	43.5	44.8	48.5	52.0	42.4	43.7	47.3	50.8	40.3	41.5	44.9	48.2	37.3	38.4	41.6	44.7
	S/T	0.85	0.76	0.58	0.37	0.88	0.79	0.60	0.38	0.90	0.81	0.61	0.39	0.93	0.83	0.63	0.41	0.97	0.87	0.65	0.42	0.98	0.87	0.66	0.42
	ΔT	22	21	17	12	23	21	17	12	23	21	17	12	23	21	17	12	22	21	17	12	21	19	16	11
	kW	3.17	3.24	3.34	3.45	3.42	3.49	3.60	3.72	3.63	3.71	3.83	3.96	3.82	3.91	4.04	4.17	3.98	4.07	4.21	4.35	4.12	4.22	4.36	4.51
	Amps	15.0	15.3	15.7	16.1	15.9	16.2	16.7	17.2	17.0	17.4	17.9	18.4	18.0	18.4	18.9	19.5	19.0	19.4	19.9	20.6	19.9	20.3	20.9	21.6
Hi PR	262	282	298	311	294	317	335	349	335	360	381	397	381	410	433	452	429	462	488	509	474	510	539	562	
Lo PR	113	120	131	140	120	127	139	148	124	132	144	154	131	139	152	161	137	146	159	169	141	150	164	175	
MBh	42.1	43.3	46.9	50.4	41.1	42.3	45.8	49.2	40.1	41.3	44.7	48.0	39.2	40.3	43.6	46.8	37.2	38.3	41.5	44.5	34.5	35.5	38.4	41.2	
S/T	0.82	0.73	0.55	0.36	0.85	0.76	0.57	0.37	0.87	0.78	0.59	0.38	0.90	0.80	0.61	0.39	0.93	0.83	0.63	0.41	0.94	0.84	0.64	0.41	
ΔT	23	21	17	12	23	21	17	12	23	21	17	12	23	21	17	12	23	21	17	12	21	20	16	11	
kW	3.10	3.16	3.26	3.37	3.33	3.41	3.51	3.63	3.54	3.62	3.74	3.86	3.73	3.81	3.93	4.07	3.88	3.97	4.10	4.24	4.02	4.11	4.25	4.39	
Amps	14.7	14.9	15.3	15.8	15.6	15.9	16.3	16.8	16.7	17.0	17.5	18.0	17.6	18.0	18.4	19.0	18.5	18.9	19.4	20.1	19.5	19.9	20.4	21.1	
Hi PR	255	274	289	302	286	307	325	339	325	350	369	385	370	398	420	438	416	448	473	493	460	495	523	545	
Lo PR	110	117	127	136	116	123	135	143	121	128	140	149	127	135	147	157	133	141	154	164	137	146	159	170	

kW = Total system power
Amps = outdoor unit amps (comp.+fan)

Shaded area reflects ACCA (TVA) conditions

IDB: Entering Indoor Dry Bulb Temperature
High and low pressures are measured at the liquid and suction access fittings.

IDB		OUTDOOR AMBIENT TEMPERATURE												ENTERING INDOOR WET BULB TEMPERATURE											
		65°F				75°F				85°F				95°F				105°F				115°F			
		59	63	67	71	59	63	67	71	59	63	67	71	59	63	67	71	59	63	67	71	59	63	67	71
80	MBh	47.8	48.9	52.2	55.8	46.7	47.7	51.0	54.5	45.6	46.6	49.8	53.2	44.5	45.5	48.6	51.9	42.3	43.2	46.1	49.3	39.1	40.0	42.7	45.7
	S/T	1.00	0.92	0.75	0.56	1.00	0.95	0.77	0.58	1.00	1.00	0.79	0.59	1.00	1.00	0.82	0.61	1.00	1.00	0.85	0.63	1.00	1.00	0.86	0.64
	ΔT	25	23	20	16	24	23	20	16	23	24	20	16	23	23	20	16	22	22	20	16	20	21	19	15
	kW	3.22	3.29	3.40	3.51	3.47	3.55	3.66	3.78	3.69	3.77	3.90	4.03	3.89	3.97	4.10	4.24	4.05	4.14	4.28	4.43	4.19	4.29	4.43	4.58
	Amps	15.2	15.5	15.9	16.4	16.2	16.5	16.9	17.4	17.3	17.7	18.1	18.7	18.3	18.7	19.2	19.8	19.3	19.7	20.2	20.9	20.2	20.7	21.3	22.0
	Hi PR	268	288	304	317	300	323	341	356	342	368	388	405	389	419	442	461	438	471	497	519	484	520	550	573
	Lo PR	115	123	134	143	122	130	142	151	127	135	147	157	133	142	155	165	140	148	162	173	144	154	168	179
	MBh	46.4	47.4	50.7	54.2	45.3	46.3	49.5	52.9	44.3	45.2	48.3	51.7	43.2	44.1	47.1	50.4	41.0	41.9	44.8	47.9	38.0	38.8	41.5	44.4
	S/T	0.93	0.87	0.71	0.53	0.97	0.91	0.74	0.55	0.99	0.93	0.76	0.56	1.00	0.96	0.78	0.58	1.00	0.99	0.81	0.61	1.00	1.00	0.82	0.61
	ΔT	25	24	21	17	25	24	21	17	25	24	21	17	25	24	21	17	24	24	21	17	22	22	20	16
kW	3.20	3.27	3.37	3.48	3.45	3.52	3.63	3.75	3.66	3.74	3.87	3.99	3.86	3.94	4.07	4.21	4.02	4.11	4.24	4.39	4.16	4.25	4.40	4.54	
Amps	15.1	15.4	15.8	16.2	16.1	16.4	16.8	17.3	17.2	17.5	18.0	18.6	18.1	18.5	19.0	19.6	19.1	19.5	20.1	20.7	20.1	20.5	21.1	21.8	
Hi PR	265	285	301	314	297	320	338	353	338	364	384	401	385	415	438	457	433	466	493	514	479	515	544	568	
Lo PR	114	122	133	141	121	128	140	149	125	134	146	155	132	140	153	163	138	147	160	171	143	152	166	177	
MBh	42.9	43.8	46.8	50.0	41.9	42.8	45.7	48.8	40.9	41.8	44.6	47.7	39.9	40.7	43.5	46.5	37.9	38.7	41.3	44.2	35.1	35.8	38.3	40.9	
S/T	0.90	0.84	0.69	0.51	0.93	0.87	0.71	0.53	0.95	0.90	0.73	0.54	0.99	0.92	0.75	0.56	1.02	0.96	0.78	0.58	1.03	0.97	0.79	0.59	
ΔT	25	24	21	17	26	25	21	17	26	25	21	17	26	25	22	17	25	24	21	17	24	23	20	16	
kW	3.12	3.19	3.29	3.39	3.36	3.43	3.54	3.66	3.57	3.65	3.77	3.89	3.76	3.84	3.97	4.10	3.92	4.00	4.14	4.28	4.05	4.14	4.28	4.43	
Amps	14.8	15.0	15.4	15.9	15.7	16.0	16.4	16.9	16.8	17.1	17.6	18.1	17.7	18.1	18.6	19.2	18.7	19.1	19.6	20.2	19.6	20.0	20.6	21.3	
Hi PR	257	277	292	305	289	310	328	342	328	353	373	389	374	402	425	443	420	452	478	498	465	500	528	551	
Lo PR	111	118	129	137	117	125	136	145	122	130	141	151	128	136	149	158	134	143	156	166	139	147	161	171	

85	MBh	48.7	49.6	51.9	55.4	47.5	48.4	50.7	54.1	46.4	47.3	49.5	52.8	45.3	46.1	48.3	51.5	43.0	43.8	45.9	49.0	39.8	40.6	42.5	45.4
	S/T	1.00	0.99	0.89	0.72	1.00	1.00	0.92	0.75	1.00	1.00	0.95	0.77	1.00	1.00	0.98	0.79	1.00	1.00	1.00	0.82	1.00	1.00	1.00	0.83
	ΔT	25	25	24	21	24	25	24	21	24	24	24	21	23	24	24	21	22	22	24	21	20	21	22	19
	kW	3.25	3.32	3.42	3.54	3.50	3.58	3.69	3.81	3.72	3.81	3.93	4.06	3.92	4.01	4.14	4.28	4.09	4.18	4.32	4.46	4.23	4.33	4.47	4.62
	Amps	15.3	15.6	16.0	16.5	16.3	16.6	17.1	17.6	17.4	17.8	18.3	18.9	18.4	18.8	19.3	19.9	19.4	19.8	20.4	21.0	20.4	20.8	21.4	22.1
	Hi PR	270	291	307	320	303	327	345	360	345	371	392	409	393	423	447	466	442	476	502	524	489	526	555	579
	Lo PR	117	124	135	144	123	131	143	152	128	136	149	158	134	143	156	166	141	150	164	174	146	155	169	180
	MBh	47.2	48.2	50.4	53.8	46.1	47.0	49.3	52.6	45.0	45.9	48.1	51.3	43.9	44.8	46.9	50.0	41.7	42.6	44.6	47.5	38.7	39.4	41.3	44.0
	S/T	0.98	0.94	0.85	0.69	1.00	0.98	0.88	0.72	1.00	1.00	0.90	0.73	1.00	1.00	0.93	0.76	1.00	1.00	0.97	0.79	1.00	1.00	0.98	0.79
	ΔT	27	26	25	21	27	26	25	22	26	26	25	22	25	26	25	22	24	25	25	22	22	23	23	20
kW	3.22	3.29	3.40	3.51	3.47	3.55	3.66	3.78	3.69	3.77	3.90	4.03	3.89	3.97	4.10	4.24	4.05	4.14	4.28	4.43	4.19	4.29	4.43	4.58	
Amps	15.2	15.5	15.9	16.4	16.2	16.5	16.9	17.4	17.3	17.7	18.1	18.7	18.3	18.7	19.2	19.8	19.3	19.7	20.2	20.9	20.2	20.7	21.3	22.0	
Hi PR	268	288	304	317	300	323	341	356	342	368	388	405	389	419	442	461	438	471	497	519	484	520	550	573	
Lo PR	115	123	134	143	122	130	142	151	127	135	147	157	133	142	155	165	140	148	162	173	144	154	168	179	
MBh	43.6	44.4	46.5	49.7	42.6	43.4	45.5	48.5	41.6	42.4	44.4	47.3	40.6	41.3	43.3	46.2	38.5	39.3	41.1	43.9	35.7	36.4	38.1	40.7	
S/T	0.94	0.91	0.82	0.67	0.98	0.94	0.85	0.69	1.00	0.97	0.87	0.71	1.00	1.00	0.90	0.73	1.00	1.00	0.93	0.76	1.00	1.00	0.94	0.76	
ΔT	27	27	25	22	27	27	25	22	27	27	25	22	27	27	26	22	25	26	25	22	23	24	24	20	
kW	3.15	3.21	3.31	3.42	3.39	3.46	3.57	3.69	3.60	3.68	3.80	3.93	3.79	3.87	4.00	4.14	3.95	4.04	4.17	4.31	4.09	4.18	4.32	4.47	
Amps	14.9	15.1	15.5	16.0	15.8	16.1	16.6	17.1	16.9	17.3	17.7	18.3	17.9	18.2	18.7	19.3	18.8	19.2	19.7	20.4	19.8	20.2	20.7	21.4	
Hi PR	260	279	295	308	291	314	331	345	331	357	377	393	377	406	429	447	425	457	483	503	469	505	533	556	
Lo PR	112	119	130	138	118	126	137	146	123	131	143	152	129	137	150	160	135	144	157	167	140	149	163	173	

IDB: Entering Indoor Dry Bulb Temperature
 High and low pressures are measured at the liquid and suction access fittings.
 Shaded area reflects AHRI conditions
 kW = Total system power
 Amps = outdoor unit amps (comp.+fan)

IDB	AIRFLOW	OUTDOOR AMBIENT TEMPERATURE												ENTERING INDOOR WET BULB TEMPERATURE											
		65°F				75°F				85°F				95°F				105°F				115°F			
		59	63	67	71	59	63	67	71	59	63	67	71	59	63	67	71	59	63	67	71	59	63	67	71
70	MBh	54.8	56.8	62.2	-	53.5	55.5	60.8	-	52.2	54.2	59.3	-	51.0	52.8	57.9	-	48.4	50.2	55.0	-	44.9	46.5	50.9	-
	S/T	0.73	0.61	0.42	-	0.76	0.63	0.44	-	0.78	0.65	0.45	-	0.80	0.67	0.46	-	0.83	0.69	0.48	-	0.84	0.70	0.48	-
	ΔT	19	17	13	-	20	17	13	-	20	17	13	-	20	17	13	-	19	17	13	-	18	16	12	-
	kW	3.78	3.86	3.99	-	4.08	4.17	4.30	-	4.34	4.44	4.58	-	4.57	4.67	4.83	-	4.77	4.88	5.04	-	4.94	5.05	5.22	-
	Amps	17.3	17.7	18.2	-	18.5	18.9	19.4	-	19.9	20.3	20.9	-	21.1	21.5	22.2	-	22.3	22.8	23.5	-	23.5	24.0	24.7	-
	Hi PR	255	274	289	-	286	307	325	-	325	350	369	-	370	398	420	-	416	448	473	-	460	495	523	-
	Lo PR	108	115	125	-	114	121	132	-	119	126	138	-	125	132	145	-	130	139	152	-	135	144	157	-
	MBh	53.2	55.1	60.4	-	52.0	53.9	59.0	-	50.7	52.6	57.6	-	49.5	51.3	56.2	-	47.0	48.7	53.4	-	43.5	45.1	49.5	-
	S/T	0.70	0.58	0.40	-	0.72	0.60	0.42	-	0.74	0.62	0.43	-	0.76	0.64	0.44	-	0.79	0.66	0.46	-	0.80	0.67	0.46	-
	ΔT	20	17	13	-	20	18	13	-	20	18	13	-	21	18	14	-	20	18	13	-	19	16	12	-
kW	3.75	3.83	3.96	-	4.05	4.13	4.27	-	4.31	4.40	4.55	-	4.53	4.64	4.79	-	4.73	4.83	5.00	-	4.90	5.01	5.18	-	
Amps	17.2	17.5	18.0	-	18.4	18.8	19.3	-	19.7	20.2	20.7	-	20.9	21.4	22.0	-	22.1	22.6	23.3	-	23.3	23.8	24.5	-	
Hi PR	252	271	286	-	283	304	321	-	322	346	365	-	366	394	416	-	412	443	468	-	455	490	517	-	
Lo PR	107	114	124	-	113	120	131	-	117	125	136	-	123	131	143	-	129	137	150	-	134	142	155	-	
MBh	49.1	50.9	55.8	-	48.0	49.7	54.5	-	46.8	48.5	53.2	-	45.7	47.3	51.9	-	43.4	45.0	49.3	-	40.2	41.7	45.6	-	
S/T	0.67	0.56	0.39	-	0.70	0.58	0.40	-	0.71	0.60	0.41	-	0.74	0.62	0.43	-	0.76	0.64	0.44	-	0.77	0.64	0.45	-	
ΔT	20	18	13	-	21	18	14	-	21	18	14	-	21	18	14	-	21	18	14	-	19	17	13	-	
kW	3.66	3.74	3.86	-	3.95	4.03	4.16	-	4.20	4.29	4.43	-	4.42	4.52	4.67	-	4.61	4.71	4.87	-	4.77	4.88	5.04	-	
Amps	16.8	17.1	17.6	-	17.9	18.3	18.8	-	19.3	19.7	20.2	-	20.4	20.9	21.5	-	21.6	22.0	22.7	-	22.7	23.2	23.9	-	
Hi PR	244	263	278	-	274	295	312	-	312	336	354	-	355	382	404	-	400	430	454	-	442	475	502	-	
Lo PR	104	110	120	-	110	117	127	-	114	121	132	-	120	127	139	-	125	133	146	-	130	138	151	-	

75	MBh	55.7	57.4	62.1	66.7	54.4	56.0	60.7	65.1	53.1	54.7	59.2	63.6	51.8	53.4	57.8	62.0	49.2	50.7	54.9	58.9	45.6	47.0	50.8	54.6
	S/T	0.83	0.74	0.56	0.36	0.86	0.77	0.58	0.37	0.88	0.79	0.60	0.38	0.91	0.81	0.62	0.40	0.94	0.85	0.64	0.41	0.95	0.85	0.65	0.41
	ΔT	22	21	17	12	23	21	17	12	23	21	17	12	23	21	17	12	23	21	17	12	21	19	16	11
	kW	3.81	3.90	4.02	4.15	4.11	4.20	4.34	4.49	4.38	4.48	4.62	4.78	4.61	4.71	4.87	5.04	4.81	4.92	5.08	5.26	4.98	5.09	5.27	5.45
	Amps	17.5	17.8	18.3	18.9	18.7	19.1	19.6	20.2	20.1	20.5	21.1	21.8	21.3	21.7	22.4	23.1	22.5	23.0	23.7	24.5	23.7	24.2	24.9	25.8
	Hi PR	257	277	292	305	288	310	328	342	328	353	373	389	374	402	425	443	420	452	478	498	465	500	528	551
	Lo PR	109	116	127	135	115	123	134	143	120	127	139	148	126	134	146	156	132	140	153	163	136	145	158	169
	MBh	54.1	55.7	60.3	64.7	52.8	54.4	58.9	63.2	51.6	53.1	57.5	61.7	50.3	51.8	56.1	60.2	47.8	49.2	53.3	57.2	44.3	45.6	49.4	53.0
	S/T	0.79	0.71	0.54	0.34	0.82	0.73	0.56	0.36	0.84	0.75	0.57	0.37	0.87	0.78	0.59	0.38	0.90	0.81	0.61	0.39	0.91	0.81	0.62	0.40
	ΔT	23	21	18	12	24	22	18	12	24	22	18	12	24	22	18	12	23	22	18	12	22	20	17	11
kW	3.78	3.87	3.99	4.12	4.08	4.17	4.31	4.45	4.34	4.44	4.58	4.74	4.57	4.68	4.83	5.00	4.77	4.88	5.04	5.21	4.94	5.05	5.22	5.40	
Amps	17.3	17.7	18.2	18.8	18.5	18.9	19.4	20.1	19.9	20.3	20.9	21.6	21.1	21.6	22.2	22.9	22.3	22.8	23.5	24.3	23.5	24.0	24.7	25.6	
Hi PR	255	274	289	302	286	307	325	339	325	350	369	385	370	398	420	439	416	448	473	493	460	495	523	545	
Lo PR	108	115	125	134	114	121	132	141	119	126	138	147	125	132	145	154	131	139	152	161	135	144	157	167	
MBh	49.9	51.4	55.6	59.7	48.8	50.2	54.4	58.3	47.6	49.0	53.1	56.9	46.5	47.8	51.8	55.6	44.1	45.4	49.2	52.8	40.9	42.1	45.6	48.9	
S/T	0.76	0.68	0.52	0.33	0.79	0.71	0.54	0.34	0.81	0.73	0.55	0.35	0.84	0.75	0.57	0.36	0.87	0.78	0.59	0.38	0.88	0.78	0.59	0.38	
ΔT	24	22	18	12	24	22	18	12	24	22	18	12	24	22	18	13	24	22	18	12	22	20	17	12	
kW	3.69	3.77	3.89	4.02	3.98	4.07	4.20	4.34	4.23	4.33	4.47	4.62	4.46	4.56	4.71	4.87	4.65	4.75	4.91	5.08	4.81	4.92	5.09	5.26	
Amps	16.9	17.3	17.7	18.3	18.1	18.5	19.0	19.6	19.4	19.8	20.4	21.1	20.6	21.0	21.6	22.4	21.7	22.2	22.9	23.6	22.9	23.4	24.1	24.9	
Hi PR	247	266	281	293	277	298	315	328	315	339	358	373	359	386	408	425	404	435	459	479	446	480	507	529	
Lo PR	105	111	122	130	111	118	129	137	115	122	134	142	121	129	140	149	127	135	147	157	131	139	152	162	

IDB: Entering Indoor Dry Bulb Temperature
 High and low pressures are measured at the liquid and suction access fittings.
 Shaded area reflects ACCA (TVA) conditions
 kW = Total system power
 Amps = outdoor unit amps (comp.+fan)

IDB	AIRFLOW	OUTDOOR AMBIENT TEMPERATURE												ENTERING INDOOR WET BULB TEMPERATURE											
		65°F				75°F				85°F				95°F				105°F				115°F			
		59	63	67	71	59	63	67	71	59	63	67	71	59	63	67	71	59	63	67	71	59	63	67	71
80	MBh	56.7	58.0	61.9	66.2	55.4	56.6	60.5	64.6	54.1	55.3	59.0	63.1	52.8	53.9	57.6	61.6	50.1	51.2	54.7	58.5	46.4	47.4	50.7	54.2
	S/T	0.91	0.85	0.69	0.52	0.94	0.88	0.72	0.54	0.97	0.91	0.74	0.55	1.00	0.94	0.76	0.57	1.00	1.00	0.79	0.59	1.00	1.00	0.80	0.60
	ΔT	25	24	21	17	25	24	21	17	25	24	21	17	26	24	21	17	24	25	21	17	22	23	20	16
	kW	3.85	3.93	4.06	4.19	4.15	4.24	4.38	4.52	4.41	4.51	4.66	4.82	4.65	4.75	4.91	5.08	4.85	4.96	5.13	5.30	5.02	5.14	5.31	5.50
	Amps	17.6	18.0	18.5	19.1	18.8	19.2	19.8	20.4	20.2	20.7	21.3	22.0	21.4	21.9	22.6	23.3	22.7	23.2	23.9	24.7	23.9	24.4	25.1	26.0
	Hi PR	260	279	295	308	291	314	331	345	331	357	377	393	377	406	429	447	425	457	483	503	469	505	533	556
	Lo PR	110	117	128	136	116	124	135	144	121	129	140	150	127	135	148	157	133	142	155	165	138	147	160	170
	MBh	55.1	56.3	60.1	64.3	53.8	55.0	58.7	62.8	52.5	53.6	57.3	61.3	51.2	52.3	55.9	59.8	48.7	49.7	53.1	56.8	45.1	46.1	49.2	52.6
	S/T	0.87	0.81	0.66	0.50	0.90	0.84	0.69	0.51	0.92	0.87	0.70	0.53	0.95	0.89	0.73	0.54	0.99	0.93	0.75	0.56	1.00	0.93	0.76	0.57
	ΔT	26	25	22	17	26	25	22	18	26	25	22	18	27	25	22	18	26	25	22	17	24	23	20	16
kW	3.81	3.90	4.02	4.15	4.11	4.20	4.34	4.49	4.38	4.48	4.62	4.78	4.61	4.71	4.87	5.04	4.81	4.92	5.08	5.26	4.98	5.09	5.27	5.45	
Amps	17.5	17.8	18.3	18.9	18.7	19.1	19.6	20.2	20.1	20.5	21.1	21.8	21.3	21.7	22.4	23.1	22.5	23.0	23.7	24.5	23.7	24.2	24.9	25.8	
Hi PR	257	277	292	305	289	310	328	342	328	353	373	389	374	402	425	443	420	452	478	498	465	500	528	551	
Lo PR	109	116	127	135	115	123	134	143	120	127	139	148	126	134	146	156	132	140	153	163	136	145	158	169	
MBh	50.8	51.9	55.5	59.3	49.6	50.7	54.2	57.9	48.5	49.5	52.9	56.6	47.3	48.3	51.6	55.2	44.9	45.9	49.0	52.4	41.6	42.5	45.4	48.6	
S/T	0.84	0.79	0.64	0.48	0.87	0.81	0.66	0.49	0.89	0.83	0.68	0.51	0.92	0.86	0.70	0.52	0.95	0.89	0.73	0.54	0.96	0.90	0.73	0.55	
ΔT	26	25	22	18	27	26	22	18	27	26	22	18	27	26	22	18	27	25	22	18	25	24	21	17	
kW	3.72	3.80	3.92	4.05	4.01	4.10	4.23	4.37	4.27	4.36	4.51	4.66	4.49	4.60	4.75	4.91	4.69	4.79	4.95	5.12	4.85	4.96	5.13	5.31	
Amps	17.1	17.4	17.9	18.5	18.2	18.6	19.1	19.8	19.6	20.0	20.6	21.3	20.8	21.2	21.8	22.5	21.9	22.4	23.1	23.8	23.1	23.6	24.3	25.1	
Hi PR	249	268	283	296	280	301	318	332	318	343	362	377	363	390	412	430	408	439	463	483	451	485	512	534	
Lo PR	106	113	123	131	112	119	130	138	116	124	135	144	122	130	142	151	128	136	149	158	132	141	154	164	

85	MBh	57.7	58.8	61.6	65.7	56.4	57.5	60.2	64.2	55.0	56.1	58.7	62.7	53.7	54.7	57.3	61.1	51.0	52.0	54.4	58.1	47.2	48.2	50.4	53.8
	S/T	0.95	0.92	0.83	0.67	0.99	0.95	0.86	0.70	1.00	0.98	0.88	0.72	1.00	1.00	0.91	0.74	1.00	1.00	0.95	0.77	1.00	1.00	0.95	0.77
	ΔT	27	26	25	21	27	27	25	22	27	27	25	22	26	27	25	22	25	25	25	22	23	23	23	20
	kW	3.88	3.96	4.09	4.22	4.18	4.27	4.41	4.56	4.45	4.55	4.70	4.86	4.69	4.80	4.96	5.13	4.89	5.00	5.17	5.35	5.07	5.18	5.36	5.54
	Amps	17.7	18.1	18.6	19.2	19.0	19.4	19.9	20.6	20.4	20.8	21.4	22.1	21.6	22.1	22.7	23.5	22.8	23.3	24.0	24.9	24.1	24.6	25.3	26.2
	Hi PR	262	282	298	311	294	317	334	349	335	360	380	397	381	410	433	452	429	462	487	508	474	510	539	562
	Lo PR	111	118	129	138	118	125	137	145	122	130	142	151	128	137	149	159	134	143	156	166	139	148	162	172
	MBh	56.0	57.1	59.8	63.8	54.7	55.8	58.4	62.3	53.4	54.5	57.0	60.8	52.1	53.1	55.6	59.4	49.5	50.5	52.9	56.4	45.9	46.7	49.0	52.2
	S/T	0.91	0.88	0.79	0.64	0.94	0.91	0.82	0.67	0.97	0.93	0.84	0.68	1.00	0.96	0.87	0.71	1.00	1.00	0.90	0.73	1.00	1.00	0.91	0.74
	ΔT	28	27	26	22	28	28	26	23	28	28	26	23	28	28	26	23	27	27	26	22	25	25	24	21
kW	3.85	3.93	4.06	4.19	4.15	4.24	4.38	4.52	4.41	4.51	4.66	4.82	4.65	4.75	4.91	5.08	4.85	4.96	5.13	5.30	5.02	5.14	5.31	5.50	
Amps	17.6	18.0	18.5	19.1	18.8	19.2	19.8	20.4	20.2	20.7	21.3	22.0	21.4	21.9	22.6	23.3	22.7	23.2	23.9	24.7	23.9	24.4	25.1	26.0	
Hi PR	260	279	295	308	291	314	331	345	331	357	377	393	377	406	429	447	425	457	483	503	469	505	533	556	
Lo PR	110	117	128	136	116	124	135	144	121	129	140	150	127	135	148	157	133	142	155	165	138	147	160	170	
MBh	51.7	52.7	55.2	58.9	50.5	51.5	53.9	57.5	49.3	50.3	52.6	56.2	48.1	49.0	51.4	54.8	45.7	46.6	48.8	52.0	42.3	43.1	45.2	48.2	
S/T	0.88	0.85	0.76	0.62	0.91	0.88	0.79	0.64	0.93	0.90	0.81	0.66	0.96	0.93	0.84	0.68	1.00	0.96	0.87	0.71	1.00	0.97	0.88	0.71	
ΔT	28	28	26	23	28	28	26	23	29	28	27	23	29	28	27	23	28	28	26	23	26	26	25	21	
kW	3.75	3.83	3.96	4.08	4.05	4.13	4.27	4.41	4.30	4.40	4.54	4.70	4.53	4.63	4.79	4.95	4.73	4.83	5.00	5.17	4.89	5.01	5.17	5.35	
Amps	17.2	17.5	18.0	18.6	18.4	18.8	19.3	19.9	19.7	20.2	20.7	21.4	20.9	21.4	22.0	22.7	22.1	22.6	23.3	24.0	23.3	23.8	24.5	25.3	
Hi PR	252	271	286	299	283	304	321	335	321	346	365	381	366	394	416	434	412	443	468	488	455	490	517	539	
Lo PR	107	114	124	132	113	120	131	140	117	125	136	145	123	131	143	152	129	137	150	160	134	142	155	165	

IDB: Entering Indoor Dry Bulb Temperature
 High and low pressures are measured at the liquid and suction access fittings.
 Shaded area reflects AHRI conditions
 kW = Total system power
 Amps = outdoor unit amps (comp.+fan)

MODEL	SPEED	VOLTS	E.S.P. (In. of H2O)									
			0.1	0.2	0.3	0.4	0.5	0.6	0.7	0.8	0.9	
DP14CM2441*	T1	230	CFM	580	505	445	390	320	---	---	---	---
			WATTS	36	46	54	60	65	---	---	---	---
	T2/T3	230	CFM	900	850	800	740	655	605	555	490	420
			WATTS	92	101	110	119	126	135	140	145	153
	T4/T5	230	CFM	1,230	1,190	1,140	1,095	1,040	990	920	850	785
			WATTS	202	212	220	233	235	243	249	262	265
DP14CM3041*	T1	230	CFM	---	550	475	415	340	270	---	---	---
			WATTS	---	50	59	66	74	77	---	---	---
	T2/T3	230	CFM	1,070	1,030	985	935	875	770	705	660	---
			WATTS	144	153	160	169	178	184	188	200	---
	T4/T5	230	CFM	1,345	1,305	1,260	1,220	1,180	1,125	1,080	975	900
			WATTS	258	273	272	283	292	298	306	310	320
DP14CM3641*	T1	230	CFM	1,070	1,030	980	935	870	775	720	665	---
			WATTS	145	161	165	173	181	190	198	202	---
	T2/T3	230	CFM	1,285	1,245	1,205	1,165	1,110	1,060	1,005	910	860
			WATTS	238	246	258	264	263	282	288	296	296
	T4/T5	230	CFM	1,505	1,465	1,420	1,385	1,335	1,300	1,250	1,205	1,150
			WATTS	359	371	384	383	393	398	406	416	422
DP14CM4241*	T1	230	CFM	1,035	995	945	895	845	790	695	630	580
			WATTS	132	144	152	157	168	176	183	189	196
	T2/T3	230	CFM	1,410	1,365	1,330	1,290	1,250	1,205	1,155	1,110	1,065
			WATTS	301	312	316	322	331	339	347	356	365
	T4/T5	230	CFM	1,545	1,500	1,465	1,425	1,385	1,345	1,310	1,270	1,225
			WATTS	390	396	413	417	421	431	435	443	453
DP14CM4841*	T1	230	CFM	1,355	1,300	1,250	1,210	1,155	1,110	1,045	965	905
			WATTS	212	228	230	246	248	261	273	282	289
	T2/T3	230	CFM	1,655	1,610	1,575	1,530	1,485	1,440	1,395	1,340	1,285
			WATTS	365	370	383	396	410	417	416	423	434
	T4/T5	230	CFM	1,895	1,855	1,805	1,770	1,730	1,685	1,640	1,600	1,565
			WATTS	558	558	578	584	590	594	602	612	615
DP14CM6041*	T1	230	CFM	1,360	1300	1,260	1,215	1,175	1,125	1,085	1,030	960
			WATTS	213	221	233	244	255	264	273	293	304
	T2/T3	230	CFM	1,665	1,630	1,595	1,555	1,505	1,475	1,425	1,380	1,360
			WATTS	385	405	410	409	429	441	448	454	471
	T4/T5	230	CFM	2,000	1,960	1,925	1,875	1,835	1,800	1,760	1,725	1,680
			WATTS	642	651	660	651	672	683	691	699	695

- Data shown is dry coil. Wet coil pressure drop is approximately 0.1" H2O, for two-row indoor coil; 0.2" H2O, for three-row indoor coil; and 0.3" H2O, for four-row indoor coil.
- Data shown does not include filter pressure drop, approx. 0.08" H2O.
- ALL MODELS SHOULD RUN NO LESS THAN 350 CFM/TON. USE HIGHER SPEED TAP OR NEXT SIZE LARGER BLOWER ASM. See Repair Parts list.
- Reduce airflow by 2% for 208-volt operation.

MODEL AND HEAT KIT USAGE	CIRCUIT #1		CIRCUIT #2		SINGLE-POINT KIT		ACTUAL KW / BTU@ 240V
	MCA ¹	MOP ²	MCA ¹	MOP ²	MCA ¹	MOP ²	
DP14CM24041**	1.9	---	---	---	--	--	---
HKP-05C*	21 / 25	25 / 25	---	---	25	40	4.75 / 16,200
HKR-08*, HKR-08C*	32 / 36	35 / 40	---	---	34 / 39	40 / 40	7.0 / 23,800
HKP-10C*	43 / 49	45 / 50	---	---	45 / 52	60 / 60	9.5 / 32,400
DP14CM3041**	1.9	---	---	---	--	--	---
HKP-05C*	21 / 25	25 / 25	---	---	25	40	4.75 / 16,200
HKR-08*, HKR-08C*	32 / 36	35 / 40	---	---	34 / 39	40 / 40	7.0 / 23,800
HKP-10C*	43 / 49	45 / 50	---	---	45 / 52	60 / 60	9.5 / 32,400
HKP-15C*	43 / 49	45 / 50	21 / 25	25 / 25	66 / 76	70 / 80	14.25 / 48,600
DP14CM3641**	1.9	---	---	---	--	--	---
HKP-05C*	21 / 25	25 / 25	---	---	25	40	4.75 / 16,200
HKR-08*, HKR-08C*	32 / 36	35 / 40	---	---	34 / 39	40 / 40	7.0 / 23,800
HKP-10C*	43 / 49	45 / 50	---	---	45 / 52	60 / 60	9.5 / 32,400
HKP-15C*	43 / 49	45 / 50	21 / 25	25 / 25	66 / 76	70 / 80	14.25 / 48,600
DP14CM4241**	1.9	---	---	---	--	--	---
HKP-05C*	21 / 25	25 / 25	---	---	25	40	4.75 / 16,200
HKR-08*, HKR-08C*	32 / 36	35 / 40	---	---	34 / 39	40 / 40	7.0 / 23,800
HKP-10C*	43 / 49	45 / 50	---	---	45 / 52	60 / 60	9.5 / 32,400
HKP-15C*	43 / 49	45 / 50	21 / 25	25 / 25	66 / 76	70 / 80	14.25 / 48,600
DP14CM4841**	7.3	---	---	---	--	--	---
HKP-05C*	21 / 25	25 / 25	---	---	32	50	4.75 / 16,200
HKR-08*, HKR-08C*	32 / 36	35 / 40	---	---	38 / 40	50	7.0 / 23,800
HKP-10C*	43 / 49	45 / 50	---	---	49 / 56	60 / 60	9.5 / 32,400
HKP-15C*	43 / 49	45 / 50	21 / 25	25 / 25	70 / 80	80 / 90	14.25 / 48,600
HKP-20C	43 / 49	45 / 50	43 / 49	45 / 50	92 / 105	100 / 110	19.0 / 64,800
DP14CM6041**	9.5	---	---	---	--	--	---
HKP-05C*	21 / 25	25 / 25	---	---	42	60	4.75 / 16,200
HKR-08*, HKR-08C*	32 / 36	35 / 40	---	---	42	60	7.0 / 23,800
HKP-10C*	43 / 49	45 / 50	---	---	51 / 58	60 / 60	9.5 / 32,400
HKP-15C*	43 / 49	45 / 50	21 / 25	25 / 25	72 / 82	80 / 90	14.25 / 48,600
HKP-20C	43 / 49	45 / 50	43 / 49	45 / 50	93 / 107	100 / 110	19.0 / 64,800

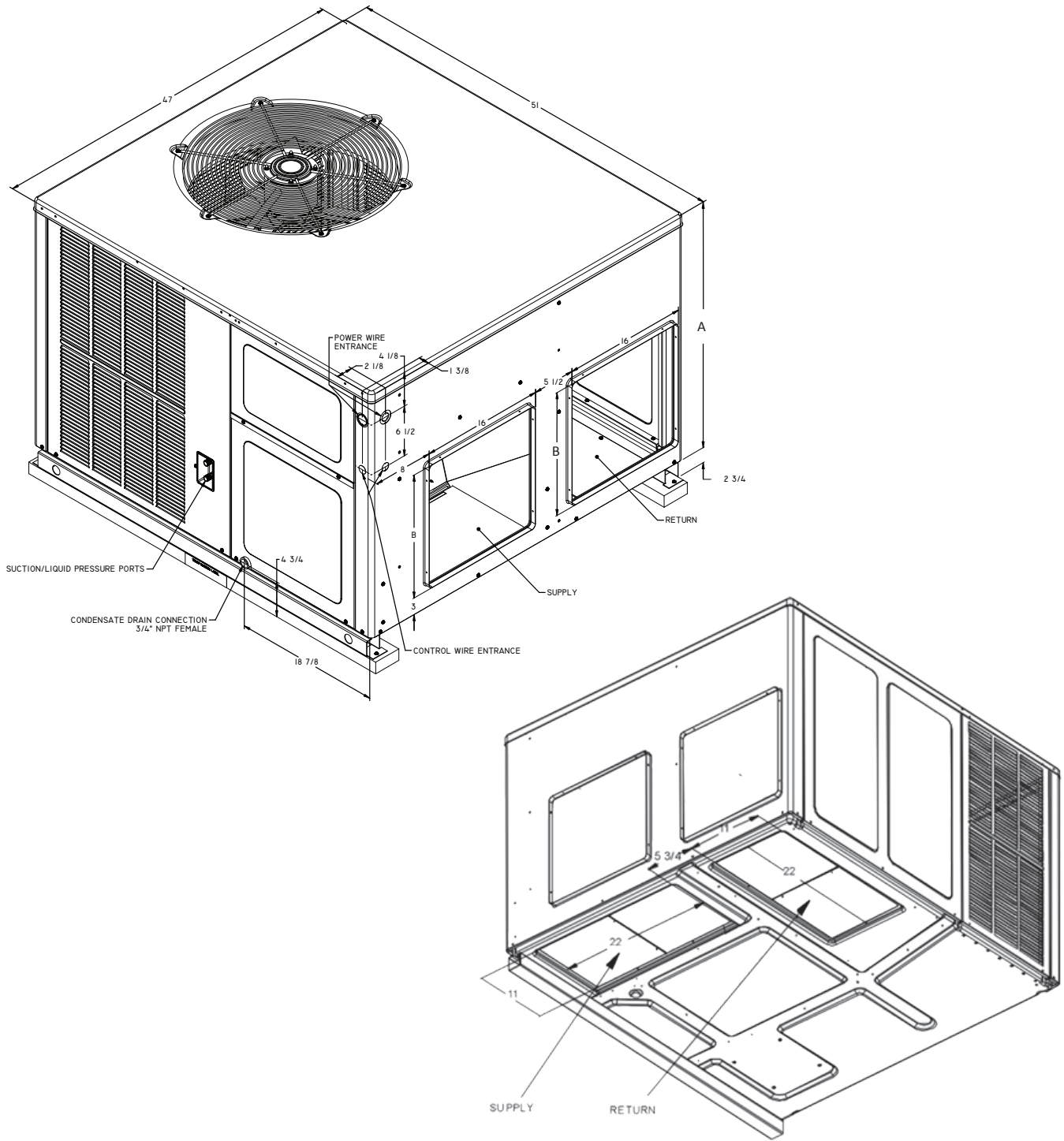
¹ Minimum Circuit Ampacity @ 208 / 240 V

² Maximum Overcurrent Protection Device @ 208 / 240 V

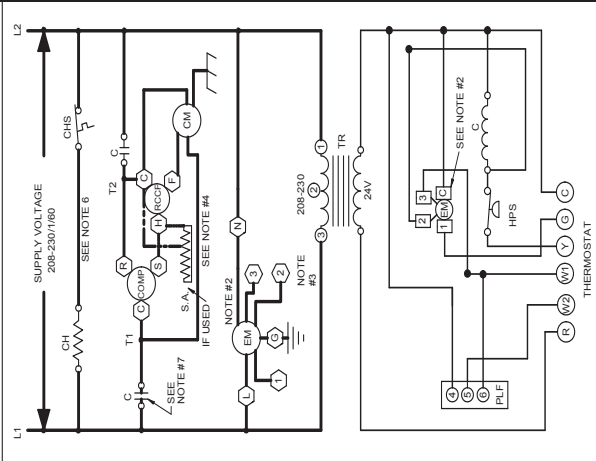
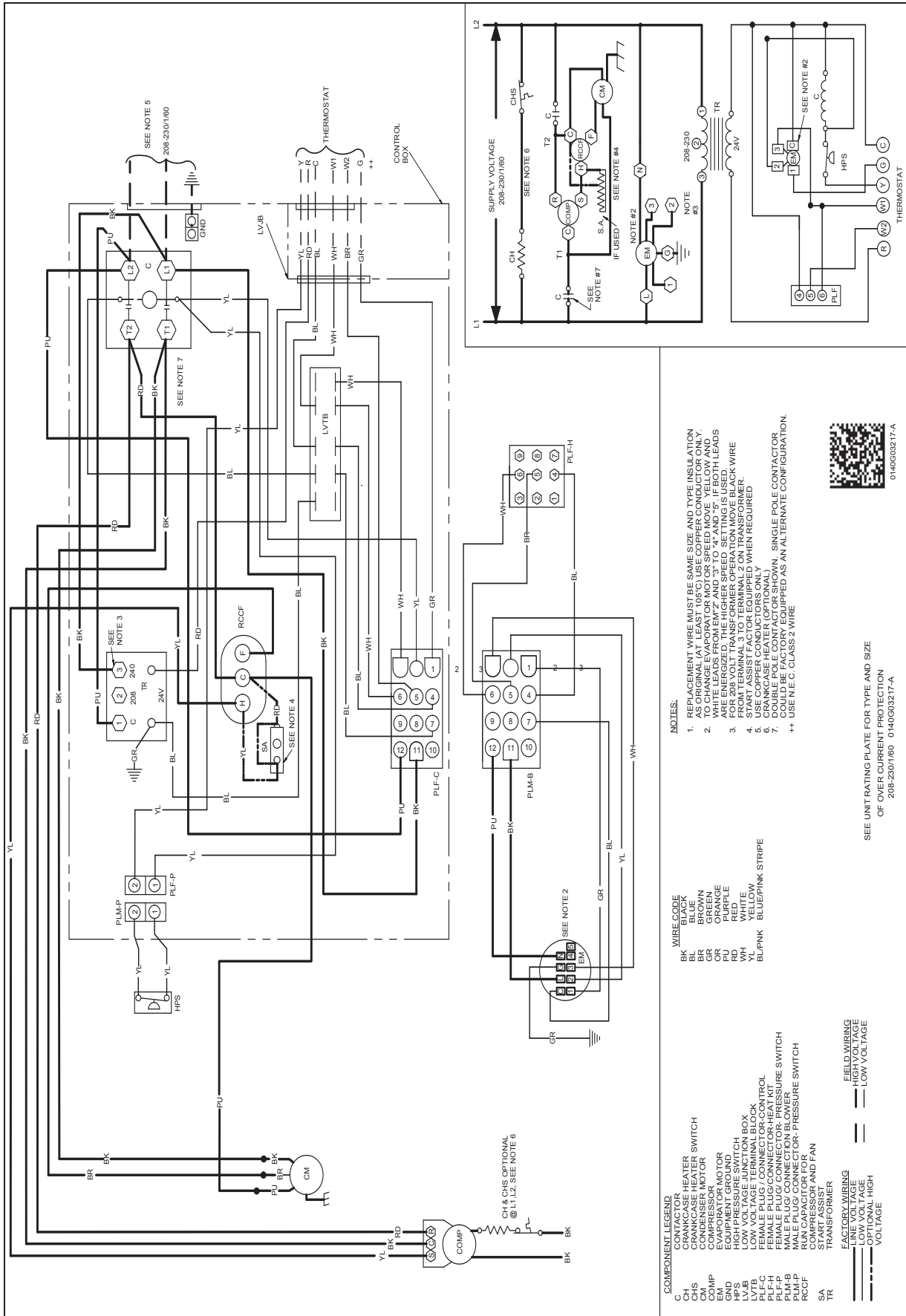
* Revision level that may or may not be designated

C Circuit breaker option

HKP-15C and HKP-20C replace HKR-15C and HKR-20C respectively to meet new UL1995 requirements.



MODEL	DIMENSIONS					CHASSIS SIZE
	W"	D"	H"	A"	B"	
DP14CM2441A*	47	51	34 $\frac{3}{4}$	32	16	Med.
DP14CM3041A*	47	51	34 $\frac{3}{4}$	32	16	Med.
DP14CM3641A*	47	51	34 $\frac{3}{4}$	32	16	Med.
DP14CM4241A*	47	51	34 $\frac{3}{4}$	32	16	Med.
DP14CM4841A*	47	51	42 $\frac{3}{4}$	40	18	Large
DP14CM6041A*	47	51	42 $\frac{3}{4}$	40	18	Large



- NOTES:**
1. REPLACEMENT WIRE MUST BE SAME SIZE AND TYPE INSULATION AS ORIGINAL (AT LEAST 105°C). USE COPPER CONDUCTOR ONLY.
 2. TO CHANGE EVAPORATOR MOTOR SPEED, MOVE YELLOW AND GREEN LEADS TO THE CORRESPONDING SPEED SETTING. LEADS ARE ENERGIZED. THE HIGHER SPEED SETTING IS USED.
 3. FOR 208 VOLT TRANSFORMER OPERATION, MOVE BLACK WIRE TO THE 208V TAP.
 4. START ASSIST FACTOR EQUIPPED WHEN REQUIRED.
 5. USE COPPER CONDUCTORS ONLY.
 6. CRANKCASE HEATER IS FACTORY EQUIPPED. SINGLE POLE CONTACTOR COULD BE FACTORY EQUIPPED AS AN ALTERNATE CONFIGURATION.
 7. USE N.E.C. CLASS 2 WIRE.



0140G03217-A

- WIRE CODE**
- BK BLACK
 - BR BROWN
 - GR GREEN
 - OR PURPLE
 - PU PURPLE
 - RD RED
 - WH WHITE
 - YL YELLOW
 - BL/PNK BLUE/PINK STRIPE

- COMPONENT LEGEND**
- C CONTACTOR
 - CH CRANKCASE HEATER SWITCH
 - CM COMPRESSOR MOTOR
 - COMP COMPRESSOR
 - EM EVAPORATOR MOTOR
 - F FAN
 - HPS HIGH PRESSURE SWITCH
 - FR FAN RELAY
 - FC FAN CAPACITOR
 - LV/JB LOW VOLTAGE JUNCTION BOX
 - PL/F-H FEMALE PLUG/CONNECTOR-HEAT KIT
 - PL/F-C FEMALE PLUG/CONNECTOR-CONTROL KIT
 - PL/F-P FEMALE PLUG/CONNECTOR-PRESSURE SWITCH
 - PL/M-P MALE PLUG/CONNECTOR-PRESSURE SWITCH
 - RCCP PRESSURE SENSOR
 - SA START ASSIST
 - TR TRANSFORMER
 - TC THERMOSTAT CAPACITOR
 - TR THERMOSTAT
- FACTORY WIRING**
- HIGH VOLTAGE
 - LOW VOLTAGE
 - HIGH VOLTAGE
 - LOW VOLTAGE

SEE UNIT RATING PLATE FOR TYPE AND SIZE OF OVER CURRENT PROTECTION
208-230/160 0140G03217-A

WARNING

High Voltage: Disconnect all power before servicing or installing this unit. Multiple power sources may be present. Failure to do so may cause property damage, personal injury, or death.

ACCESSORY DESCRIPTION	ITEM NUMBER	
	MEDIUM CHASSIS	LARGE CHASSIS
Concentric Kit	CDK36	CDK4872
Downflow Economizer	DDNECNJPCHMM	DDNECNJPCHML
Downflow Internal Filter Rack	DDNIFRPCHMM	DDNIFRPCHML
Downflow Manual Damper	DDN25FDPGCHMM	DDN25FDPGCHML
Downflow Motorized Damper	DDN25MFDPGCHMM	DDN25MFDPGCHML
Downflow Square to Round	SQRPG102	SQRPG103
External Horizontal Filter Rack	DPHFA	DPHFA
Horizontal Duct Cover	20464501NGK	20464502NGK
Horizontal Economizer	DHZECNJPCHMM	DHZECNJPCHML
Horizontal Manual Damper	DHZ25FDPGCHMM	DHZ25FDPGCHML
Horizontal Motorized Damper	DHZ25MFDPGCHMM	DHZ25MFDPGCHML
Horizontal Square to Round	SQRPGH102	SQRPGH103
Outdoor Thermostat & Emergency Heat Relay Kit	OT/EHR18-60	OT/EHR18-60
Outdoor Thermostat Kit w/ Lockout Stat	OT18-60A	OT18-60A
Roof Curb	D14CRBPGCHMA	D14CRBPGCHMA

SINGLE-POINT KIT ACCESSORY KITS

Select the single-point kit accessory based on the unit model.

MODEL	SINGLE-POINT KIT
DP14CM2441**	SPK-35
DP14CM3041**	SPK-35
DP14CM3641**	SPK-40
DP14CM4241**	SPK-45
DP14CM4841**	SPK-50
DP14CM6041**	SPK-70